



# 2020-2021 IUPUI BASKETBALL GAME NOTES

# IUPUI

## SCHEDULE/RESULTS

(1-4, 0-4 HORIZON)

Date	Opponent	Result/Time
Dec. 12	Tennessee State (ESPN3)	W, 69-66
Jan. 1	*Cleveland State (ESPN+)	L, 62-65
Jan. 2	*Cleveland State (ESPN+)	L, 49-59
Jan. 8	*at Milwaukee (ESPN3)	L, 70-94
Jan. 9	*at Milwaukee (ESPN3)	L, 63-71
Jan. 15	*at Northern Kentucky (ESPN3)	6 pm
Jan. 16	*at Northern Kentucky (ESPN3)	6 pm
Jan. 22	*Wright State (ESPN3)	12 pm
Jan. 23	*Wright State (ESPN3)	12 pm
Jan. 29	*Milwaukee (ESPN3)	6 pm
Jan. 30	*Milwaukee (ESPN3)	3 pm
Feb. 5	*at Green Bay (ESPN3)	7 pm
Feb. 6	*at Green Bay (ESPN3)	5 pm
Feb. 12	*UIC (ESPN+)	6 pm
Feb. 13	*UIC (ESPN+)	6 pm
Feb. 19	*at Youngstown State (ESPN3)	5 pm
Feb. 20	*at Youngstown State (ESPN3)	5 pm

home games listed in **bold**

\* denotes Horizon League games

& denotes Horizon League Tournament games

(quarterfinals on campus sites / semis and finals in Indy)

'03 NCAA TOURNAMENT, 2010 CBI, 2019 CIT

## IUPUI (1-4, 0-4 HL) at NORTHERN KY. (5-6, 3-3 HL)

January 15 & 16, 2021 | Highland Heights, Ky. | BB&T Arena (8,427)


## STAT BREAKDOWN

IUPUI	Northern Ky.
62.6 / 71.0	68.4 / 70.6
PPG / Opp. PPG	
-8.4	Scoring Margin
.395 / .469	FG% / Opp. FG%
32.8 (-6.2)	RPG (Margin)
.291 / .330	3FG% / Opp. 3FG%
.646	FT%
13.6	Assists/G
16.8 (+0.4)	TO/G (Margin)
290 / 295 / 285	NET / KenPom / BPI
	218 / 211 / 245

## SERIES BREAKDOWN

Overall:	2-9
Rimm vs. NKU	0-2
in Highland Heights:	0-6
at IUPUI:	2-3
neutral:	0-0
Last Meeting:	Feb. 14, 2020 in Highland Heights
Outcome:	NKU 84, IUPUI 70
Streak:	NKU has won 2

## THE JAGUARS



## PROBABLE STARTERS (based on last game)

No.	Name	Yr.	Pos.	Ht.	Hometown	PPG	RPG	APG	FG%	3FG%	FT%
0	Jaylen Minnett	Sr.	G	6-1	Terre Haute, Ind.	11.3	1.8	2.0	.341	.391	1.000
2	Bobby Harvey	Jr.	G	6-3	Chicago, Ill.	7.6	2.2	0.0	.368	.261	.500
10	Mike DePersia	So.	G	5-11	Cherry Hill, N.J.	3.6	2.2	4.4	.385	.400	.600
14	Marcus Burk	Sr.	G	6-3	Indianapolis, Ind.	15.0	2.4	1.6	.384	.235	.733
32	Elyjah Goss	Sr.	F	6-7	Bolingbrook, Ill.	9.2	11.8	0.8	.533	.000	.636

## OFF THE BENCH

4	Bakari LaStrap	Fr.	G	6-0	Houston, Texas	4.8	2.6	2.6	.364	.250	.636
5	Nathan McClure	So.	G	6-4	Houston, Texas	1.0	1.8	0.6	.222	.200	---
12	Azariah Seay	Jr.	G	6-4	Montgomery, Ala.	8.2	2.2	0.8	.515	.357	.500
15	Amrit Dhaliwal	So.	G	6-0	Modesto, Calif.	---	---	---	---	---	---
20	Sawyer Stoltz	So.	F	6-9	Huntington, Ind.	0.0	0.7	0.3	.000	---	---
23	Dimitri Georgiadis	Jr.	F	6-9	Richmond, Va.	0.5	0.8	0.0	---	---	1.000
24	Jonah Carrasco	Jr.	F	6-9	Wichita, Kan.	0.8	0.6	0.0	1.000	---	.000
33	Dimitar Pandev	Jr.	F	6-10	Strumica, Macedonia	2.2	2.4	0.8	.235	.250	.333
50	Acton Shirley	Jr.	C	7-0	Zebulon, Ga.	0.8	0.2	0.2	.667	---	---

## QUICK HITTERS

- IUPUI enters the week looking to snap a four-game skid, having been swept in Horizon League series by league leader Cleveland State and Milwaukee earlier this month. The Jags opened the year with a non-conference win over Tennessee State, but is still seeking its first league win of the year.
- IUPUI leads the Horizon League and ranks No. 27 nationally in turnovers forced, having forced 17.2 miscues per game. The Jags are averaging 16.4 points off turnovers per game this season.
- After leading the Horizon League in rebounding last season, senior **Elyjah Goss** is seemingly up for an encore as he leads the league and ranks third in the country in the category this year at 11.8/game. The ultimate possession finisher, Goss ranks second nationally at 9.6 defensive rebounds per game. He has grabbed double-digit boards in four of the Jaguars' five contests, including a season-high 16 in the opener against Tennessee State. For his career, Goss has moved to No. 2 on IUPUI's all-time list, having grabbed 730 career boards. Goss already owns IUPUI's single-game (21) and single-season (369) rebounding records.
- Marcus Burk** and **Jaylen Minnett** combine to be one of just four duos to have teamed to average at least 35 points per game last season. The pair averaged a combined 37.9 points per game last year and trail only UTSA's Jhivan Jackson & Keaton Wallace (45.6 ppg), Austin Peay's Terry Taylor & Jordyn Adams (39.2 ppg) and Iowa's Luka Garza & Joe Wieskamp (38.0 ppg).
- IUPUI has never won a road game at Northern Kentucky, going 0-6 all-time against the Norse in Kentucky. The Jags are 2-9 all-time in the series.
- Minnett, IUPUI's all-time leader in threes made (253) had the fifth-longest streak of consecutive games with at least one three in NCAA Division I history snapped, going scoreless against Cleveland State on Jan. 2. Minnett had made at least one three in every game of his career dating back to late in his freshman campaign before going without a triple at home against CSU on Jan. 2.

## MEDIA COVERAGE

TV: ESPN3

Video Stream: ESPN3

Live Stats: IUPUIJags.com

Twitter: @IUPUIJaguars / @IUPUIMensBball

## MBB CONTACT

Ed Holdaway - IUPUI Assistant AD

Email: eholdawa@iupui.edu

Twitter: @EdHoldaway

Cell: 317-908-2645

## 2020-2021 ROSTER

### NUMERIC ROSTER

##	Name	Pos.	Ht.	Wt.	Yr.	Hometown/High School (Previous)
0	Jaylen Minnett	G	6-1	180	Sr.	Terre Haute, Ind./Terre Haute South
2	Bobby Harvey	G	6-3	200	Jr.	Chicago, Ill./Hillcrest (Wabash Valley [Ill.] College)
4	Bakari LaStrap	G	6-0	170	Fr.	Houston, Texas/The Woodlands Christian Academy
5	Nathan McClure	G	6-4	175	So.	Houston, Texas/Concordia Lutheran (State Fair [Mo.] CC)
10	Mike DePersia	G	5-11	170	So.	Cherry Hill, N.J./Haddonfield Memorial
12	Azariah Seay	G	6-4	195	Jr.	Montgomery, Ala./Robert E. Lee (Blinn [Texas] College)
14	Marcus Burk	G	6-3	195	Sr.	Indianapolis, Ind./Franklin Central (Campbell)
15	Amrit Dhaliwal	G	6-0	175	So.	Modesto, Calif./Central Catholic (Modesto [Calif.] CC)
20	Sawyer Stoltz	F	6-9	200	So.	Huntington, Ind./Huntington North
23	Dimitri Georgiadis	F	6-9	245	Jr.	Richmond, Va./Benedictine College Prep. (State Fair [Mo.] CC)
24	Jonah Carrasco	F	6-9	220	Jr.	Wichita, Kan./Wichita North (Otero [Colo.] JC)
32	Elyjah Goss	F	6-7	215	Sr.	Bolingbrook, Ill./Plainfield East
33	Dimitar Pandev	F	6-10	225	Jr.	Strumica, Macedonia/The Skill Factory (Ga.) (Clarendon College)
50	Acton Shirley	C	7-0	260	Jr.	Zebulon, Ga./Pike County (Saddleback [Calif.] College)

### ROSTER BREAKDOWNS

#### BY CLASS-

Freshmen: 1

Juniors: 6

Sophomores: 4

Seniors: 3

#### BY PRIMARY POSITION-

Guards: 8

Centers: 1

Forwards: 5

#### BY HOME STATE/COUNTRY-

Indiana: 3

Illinois/Texas: 2

Alabama/California/Georgia/Kansas/

New Jersey/Virginia/Macedonia: 1

### PRONUNCIATION GUIDE

Jonah **CARRASCO** (cu-h-RASS-ko)

**AMRIT** (AM-rit) **DHALIWAL** (DOLL-ee-woll)

Dimitri **GEORGIADIS** (jor-gee-ODD-diss)

**ELYJAH** (same as Elijah) Goss

Jaylen **MINNETT** (min-NET)

**DIMITAR** (DIM-ee-tar) **PANDEV** (PAN-dev)

**AZARIAH** (AZ-uh-rye-uh) **SEAY** (SAY)

Isaac **LOCHLE** (LOCK-lee)

## RADIO / TV ROSTER



**#0 - JAYLEN MINNETT**  
6-1 // Sr. // G  
Terre Haute, Ind.  
Sports Management



**#2 - BOBBY HARVEY**  
6-3 // Jr. // G  
Chicago, Ill.  
General Studies



**#4 - BAKARI LaSTRAP**  
6-0 // Fr. // G  
Houston, Texas  
Undeclared



**#5 - NATHAN McCLURE**  
6-4 // Soph. // G  
Houston, Texas  
General Studies



**#10 - MIKE DePERSIA**  
5-11 // Soph. // G  
Cherry Hill, N.J.  
Finance



**#12 - AZARIAH SEAY**  
6-4 // Jr. // G  
Montgomery, Ala.  
General Studies



**#14 - MARCUS BURK**  
6-3 // Sr. // G  
Indianapolis, Ind.  
General Studies



**#15 - AMRIT DHALIWAL**  
6-0 // Soph. // G  
Modesto, Calif.  
Political Science



**#20 - SAWYER STOLTZ**  
6-9 // Fr. // F  
Huntington, Ind.  
Undeclared



**#23 - DIMITRI GEORGIADIS**  
6-9 // Jr. // F  
Richmond, Va.  
Communication Studies



**#24 - JONAH CARRASCO**  
6-9 // Jr. // F  
Wichita, Kan.  
General Studies



**#32 - ELYJAH GOSS**  
6-7 // Jr. // F  
Bolingbrook, Ill.  
Nutrition/Sport Tourism Cert.

**Head Coach:** Byron Rimm II, 2nd season (3rd year at IUPUI)  
**Assistant Coach:** Matt Dunn, 3rd season  
**Assistant Coach:** Isaac Loechle, 3rd season  
**Assistant Coach:** Aaron Evans, 1st season  
**Strength & Conditioning Coach:** Jason Quarles, 7th season  
**Athletic Trainer:** Joseph Medel, 2nd season



**BYRON RIMM II**  
Head Coach  
2nd season



**#33 - DIMITAR PANDEV**  
6-10 // Jr. // F  
Strumica, Macedonia  
General Studies



**#50 - ACTON SHIRLEY**  
7-0 // Jr. // C  
Zebulon, Ga.  
General Studies

## POLLS

### ASSOCIATED PRESS

Week 8 - Jan. 11

Rank Team (1st)

1.	Gonzaga (63)
2.	Baylor (1)
3.	Villanova
4.	Texas
5.	Iowa
6.	Kansas
7.	Michigan
8.	Creighton
9.	Wisconsin
10.	Tennessee
11.	Houston
12.	Clemson
13.	West Virginia
14.	Illinois
15.	Texas Tech
16.	Louisville
17.	Missouri
18.	Virginia
19.	Duke
20.	Virginia Tech
21.	Ohio State
22.	Oregon
23.	Minnesota
24.	Saint Louis
25.	UConn

### COACHES

Week 8 - Jan. 11

Rank Team (1st)

1.	Gonzaga (29)
2.	Baylor (3)
3.	Villanova
4.	Texas
5.	Michigan
6.	Creighton
7.	Kansas
8.	Iowa
9.	Wisconsin
10.	Tennessee
11.	Houston
12.	Clemson
13.	Illinois
14.	West Virginia
15.	Texas Tech
16.	Missouri
17.	Oregon
18.	Louisville
19.	Minnesota
20.	Virginia Tech
21.	UCLA
22.	Virginia
23.	Duke
24.	Alabama
	Saint Louis

### MID-MAJOR TOP 25

January 11

Rk	Team (1st)	Record	Pts.	Prev.	Conf.
1	Gonzaga (31)	12-0	775	1	West Coast
2	Winthrop	11-0	720	2	Big South
3	Drake	13-0	710	3	Missouri Valley
4	Furman	8-3	654	4	Southern
5	Belmont	12-1	622	6	Ohio Valley
6	BYU	9-3	619	5	West Coast
7	Liberty	11-4	542	10	ASUN
8	Saint Mary's	9-3	540	7	West Coast
9	Georgia State	7-2	526	9	Sun Belt
10	South Dakota State	8-3	474	11	Summit
11	Toledo	10-3	471	12	Mid-American
12	Missouri State	8-1	435	20	Missouri Valley
13	Abilene Christian	10-2	383	13	Southland
14	Bowling Green	9-2	351	14	Mid-American
15	Loyola Chicago	7-3	340	8	Missouri Valley
16	Southern Utah	9-1	296	17	Big Sky
17	Wright State	8-3	243	16	Horizon
18	Eastern Kentucky	11-2	195	25	Ohio Valley
19	Little Rock	7-4	191	18	Sun Belt
20	Southern Illinois	7-3	127	15	Missouri Valley
21	Mercer	7-3	124	21	Southern
22	Coastal Carolina	9-2	90	NR	Sun Belt
23	Chattanooga	10-3	87	22	Southern
24	Louisiana	8-3	82	23	Sun Belt
25	Bryant	9-2	66	NR	Northeast

### HORIZON LEAGUE PRESEASON POLLS

Pl. School (1st-place) - Votes

1.	Wright State (37) - 517
2.	Youngstown State (3) - 423
3.	Northern Kentucky (4) - 413
4.	Robert Morris - 345
5.	UIC - 312
6.	Oakland - 288
7.	Cleveland State - 283
8.	Green Bay - 253
9.	Detroit Mercy - 185
10.	Milwaukee - 172
11.	Purdue Fort Wayne - 127
12.	IUPUI - 114

**Preseason POTY:** Loudon Love, Wright State

**First Team (alphabetical order by school)**

Antoine Davis, Detroit Mercy

Amari Davis, Green Bay

**Marcus Burk, IUPUI**

Loudon Love, Wright State

Darius Quisenberry, Youngstown State

**Second Team (alphabetical order by school)**

Algevon Eichelberger, Cleveland State

TeJon Lucas, Milwaukee

Rashad Williams, Oakland

AJ Bramah, Robert Morris

Naz Bohannon, Youngstown State

## HORIZON LEAGUE

### HORIZON LEAGUE STANDINGS

through games on Jan. 11

Team	Overall (Pct.)	HL (Pct.)
Cleveland State	8-3 (.727)	8-0 (1.000)
Milwaukee	5-2 (.714)	4-1 (.800)
Wright State	8-3 (.727)	6-2 (.750)
Robert Morris	3-3 (.400)	2-1 (.667)
Northern Kentucky	5-6 (.455)	3-3 (.500)
UIC	5-4 (.556)	2-2 (.500)
Youngstown State	7-5 (.583)	3-5 (.375)
Purdue Fort Wayne	4-5 (.444)	3-5 (.375)
Green Bay	3-9 (.250)	3-5 (.375)
Oakland	3-12 (.200)	3-5 (.375)
<b>IUPUI</b>	<b>1-4 (.200)</b>	<b>0-4 (.000)</b>
Detroit Mercy	1-7 (.125)	0-4 (.000)

### HORIZON LEAGUE SCHEDULE

Date	Game	Time
1/15	<b>IUPUI at Northern Ky.</b>	6pm
	Green Bay at Detroit Mercy	7pm
	Purdue Fort Wayne at Milwaukee	7pm
	Youngstown St. at Oakland	7pm
	Cleveland St. at Wright St.	7pm
	Robert Morris at UIC	8pm
1/16	Youngstown St. at Oakland	3pm
	Green Bay at Detroit Mercy	5pm
	<b>IUPUI at Northern Ky.</b>	6pm
	Robert Morris at UIC	6pm
	Purdue Fort Wayne at Milwaukee	7pm
	Cleveland St. at Wright St.	7pm
1/22	<b>Wright St. at IUPUI</b>	12pm
	UIC at Youngstown St.	5pm
	Purdue Fort Wayne at Green Bay	7pm
	Detroit Mercy at Oakland	7pm
	Northern Ky. at Robert Morris	7pm
	Milwaukee at Cleveland St.	7pm
1/23	<b>Wright St. at IUPUI</b>	12pm
	UIC at Youngstown St.	5pm
	Purdue Fort Wayne at Green Bay	5pm
	Detroit Mercy at Oakland	5pm
	Northern Ky. at Robert Morris	5pm
	Milwaukee at Cleveland St.	5pm

### IUPUI IN HORIZON LEAGUE STATS

through games on Jan. 11 [denotes NCAA ranking]

Category	HL [Nat Rk.]	Stat
Scoring	12th	62.60 ppg
Scoring Defense	5th	71.00 ppg
Scoring Margin	10th	-8.40 ppg
Rebounding Margin	10th	-6.20 rpg
Field Goal %	11th	39.5%
3Pt Field Goal %	11th	29.1%
Free Throw %	12th	64.6%
Assists	6th	13.60 apg
Turnovers	11th	16.80 to/g
Turnover Margin	7th	+0.40 to/g
Assist/TO Ratio	10th	0.81 a/to
Blocked Shots	6th	2.60 bpg
Steals	4th	7.80 spg
Offensive Rebounds	t-10th	8.00 rpg
Defensive Rebounds	4th	24.80 rpg
<b>Category</b>	<b>Rank</b>	<b>Stat</b>
<b>Scoring</b>		
Burk	t-12th	15.00 ppg
<b>Rebounding</b>		
Goss	1st	11.80 ppg
<b>FG Percentage</b>		
Burk	12th	38.4%
<b>Assists</b>		
DePersia	6th	4.40 apg
<b>FT Percentage</b>		
Goss	14th	63.6%
<b>Steals</b>		
Burk	2nd	2.20 spg
DePersia	13th	1.40 spg
<b>Blocked Shots</b>		
Goss	t-14th	0.60 bpg
Burk	t-14th	0.60 bpg
<b>Assist-to-Turnover Ratio</b>		
DePersia	3rd	2.75 a/to
<b>Offensive Rebounds</b>		
Goss	10th	2.20 rpg
<b>Defensive Rebounds</b>		
Goss	1st	9.60 rpg
<b>Minutes</b>		
Burk	9th	33.22 mpg
Goss	11th	33.18 mpg



## CENTURY CLUB

Senior Jaylen Minnett is slated to make his 100th career appearance in game one of the two-game series with Northern Kentucky on Friday (Jan. 15). Classmate Elijah Goss is expected to play his 100th career game at NKU on Saturday (Jan. 16).

The two already have gaudy career numbers as Minnett is the program's all-time leader in threes made and has cracked the university's top-15 in career scoring.

Goss holds IUPUI's single-game and single-season rebounding records and is quickly closing the gap on becoming the program's all-time leader in career rebounds.

## JAY HITS 20

Senior Jaylen Minnett is coming off his 12th career 20-point scoring game, having tallied a season-high 24 points (7-16 FG, 4-8 3's, 6-6 FT) at Milwaukee last Saturday (Jan. 9). On that trip, Minnett averaged 17.5 points per game and made 7-of-14 three-point attempts.

His 24 points were the most by an IUPUI player this season.

## TWO-HEADED MONSTER

The Jaguars' point guard duo of Mike DePersia (3.6 ppg, 4.4 apg) and Bakari LaStrap (4.8 ppg, 2.6 apg) have been formidable to start the season, having combined to deliver 35 assists against just 15 turnovers (2.33 a/to ratio). The pair combines to play 39.2 minutes per game while averaging 8.4 points, 4.8 rebounds and 7.0 assists per game - all-conference caliber lead guard numbers.

DePersia ranks second in the Horizon League in assist-to-turnover ratio at 2.80 (22/8) and LaStrap is fourth in the league in the category at 1.86 (13/7).

## EASY QUESTION

Here's an easy question - who leads IUPUI in rebounding this season?

Senior Elijah Goss leads the Horizon League at 11.8 rebounds per game.

The tougher question - who ranks second on the team in rebounding?

Freshman Bakari LaStrap is second on the squad, having grabbed 13 rebounds (2.6 rpg) through five games. Six Jaguars (LaStrap, Burk, Pandev, DePersia, Harvey and Seay) have grabbed anywhere from 11-13 rebounds through the season's initial five games.

## CREATING CONFUSION

IUPUI leads the Horizon League and ranks No. 27 in the country in having forced 17.2 turnovers per game this season. Opponents have a 0.83 assist-to-turnover ratio this year, having delivered 71 assists while committing 86 turnovers.

## PILING UP

IUPUI has three high achieving seniors on the roster who all rank among all of Division I college basketball's active career leaders in specific categories.

Senior Marcus Burk, who played his first two seasons at Campbell, ranks No. 25 in all of college basketball with 1,533 career points (757 in an IUPUI uniform). Burk also ranks eighth among active D1 players, having made 259 three-point field goals (101 in an IUPUI uniform).

Senior Jaylen Minnett ranks 13th among Division I players by having made 253 three-point field goals in his IUPUI career.

Senior Elijah Goss ranks No. 15 among all active Division I players by having grabbed 730 career rebounds.

## INTERIOR DIFFICULTIES

IUPUI has been outrebounded in all five games this season and is losing the glass by 6.2 rebounds per game. The Jags have also been outscored in the paint in all five games this season by nearly 14.6 points per contest.

## WINNING WITH LESS

IUPUI needed just 69 points to defeat Tennessee State in the opener, marking the Jags' fewest in a win since beating Milwaukee 67-60 on Feb. 22, 2019.

The Jags were outshot from the field as TSU shot 39 percent and IUPUI was held to just 37 percent. Last season, IUPUI was 1-23 overall in games in which it was outshot by its opponent.

## TAP INTO THE RESERVES

After averaging just 10 points per game off the bench last season, this year's Jaguars has shown more depth and options off the bench. Through three games, IUPUI reserves are scoring 17.6 points per game and have topped 20 points three different times.

Azariah Seay currently ranks fourth on the team in scoring at 8.2 points per game and has come off the bench in four of five contests. Freshman Bakari LaStrap checks in at just under five points per game and has come off the bench in all five contests.

Seay scored a career-high 14 (6-9 FG, 2-4 3's) against Cleveland State on Jan. 2, which was the most by an IUPUI reserve this season.

## CLASS ACTS

IUPUI is coming off a banner semester in the classroom, achieving a 3.20 grade point average during the fall. Ten Jags (Carrasco, DePersia, Dhaliwal, Harvey, LaStrap,

McClure, Pandev, Seay, Shirley and Stoltz) all posted a GPA of 3.0 or better, paced by McClure (3.93), Stoltz (3.75) and DePersia (3.66).

## BURK BALLIN'

Marcus Burk was one of five players voted to the Horizon League Preseason First Team before the season by the league's coaches, media and sports information personnel. Burk averaged 21.3 points per game last year and drained 93 3's in his first year with the program. He was a two-time Horizon League Player of the Week and entered his name into the NBA Draft during the offseason before ultimately returning to Indy for the 2020-2021 season.

Burk scored in double-digits in 29 of his 32 games last season, including hitting for 20-or-more 19 times. He topped 30 points on four different occasions, highlighted by a career-high 39 points in an overtime win at Oakland last season.

With Burk returning, it marks the first time IUPUI's top scorer from a season ago returned since Darell Combs returned in 2016-17 after leading the Jags in scoring at 16.3 points per game in 2015-16. Combs upped his output to 16.8 points per game as a senior in 2016-17.

Including his two years at Campbell before coming to IUPUI, Burk has totaled 1,533 points and 259 threes made in his collegiate career.

## NAME TWO BETTER... WE'LL WAIT...

While IUPUI's roster is predominantly new faces, some of the returners already boast impressive credentials. At the top of the list is the high scoring, Hoosier raised duo of Marcus Burk and Jaylen Minnett. The duo is one of four in the country that returns to school after averaging at least a combined 35 points per game or better last season.

UTSA - Jhivan Jackson (26.8) & Keaton Wallace (18.8) = 45.6

Austin Peay - Terry Taylor (21.8) & Jordyn Adams (17.4) = 39.2

Iowa - Luka Garza (23.7) & Joe Wieskamp (14.0) = 38.0

**IUPUI - Marcus Burk (21.3) & Jaylen Minnett (16.6) = 37.9**

Burk's 21.3 points per game were the most by an IUPUI player since George Hill averaged 21.5 per game in 2007-08. Minnett connected for a school record 115 3's during the season and became the 24th player in school history to surpass 1,000 career points in an IUPUI uniform.

## JAYL3N

Senior Jaylen Minnett became the 24th player in program history to achieve 1,000 career points in an IUPUI uniform against Green Bay on Feb. 6, 2020 as part of a career-high 32-point effort last season. He enters today's game with 1,185 career points, ranking No. 14 on the program's all-time list. He became the 16th player to hit for 1,000 points in three seasons or less in IUPUI history. Given his track record, he should move into the top 10 in career points midway through this unusual season. Below is a snippet of the program's all-time leading scorers and where Minnett sits.

10.)	1,373	Ron Angevine	1979-83
11.)	1,340	Don Carlisle	1997-01
12.)	1,319	Brandon Cole	2002-06
13.)	1,247	Eric McKay	1982-85
14.)	1,185	<b>Jaylen Minnett</b>	<b>2017-pr.</b>
15.)	1,182	Charles Price	1997-02

Minnett has also taken over as the program's all-time list in threes made and will continue to add to that total all season long.

<b>1.) Jaylen Minnett</b>	<b>253</b>	<b>2017-pres.</b>
2.) Brandon Cole	238	2002-06
3.) Rodney Thomas	215	1996-00
4.) Carlos Knox	208	1994-98

Finally, Minnett owns the **fifth-longest streak of consecutive games with at least one made three in NCAA history** at 69 games... Minnett made at least one trey in all 32 games last season and all 33 games of his sophomore campaign. He also hit threes in the final three games of the 2017-18 season.

Here's the list of the longest streaks of threes made in NCAA Division I history:

<b>1.) Mack Smith (Eastern Ill.)</b>	<b>active streak</b>	<b>91 straight games / OVC record</b>
Cory Bradford (Illinois)	ended Feb. 10, 2001	88 straight games / B10 record
3.) Jordan Howard (Central Ark.)	ended 2017	73 straight games / Southland rec.
Wally Lancaster (Va. Tech)	ended 1989	73 straight games / ACC record
<b>5.) Jaylen Minnett (IUPUI)</b>	<b>ended Jan. 2, 2021</b>	<b>69 straight games / HL record</b>

## BOOGIE BOARDS

Senior Elijah Goss, known as E-Boogie on Twitter, was a monster on the glass last season, grabbing a school record 369 rebounds. He was voted to the Horizon League All-Defensive Team and his 11.5 boards per game were easily tops in the Horizon League and ranked sixth nationally. He currently ranks third in the nation in rebounding (11.8 rpg) and is tops in the Horizon League.

He entered this season fifth on the program's career rebounding list and is just 39 shy of matching Hall of Famer Don Carlisle's 769 career boards. His 730 rebounds are tops in the program's Division I history as he surpassed Brandon Cole for that mark against Cleveland State on Jan. 2.

1.	769	Don Carlisle	1997-01
2.	730	<b>Elijah Goss</b>	<b>2017-pr.</b>
3.	703	Brandon Cole	2002-06
	703	Jesse Bingham	1985-89
5.	688	Charles Price	1997-02

Goss owns six career games of 17 boards or more, including having grabbed a school record 21 in a game last year. He has 33 career double-digit rebound games and 16 career double-doubles. Last year he tied IUPUI's D1 record with 12 double-doubles in a season.

## BASKETBALL CENTRAL

IUPUI will be the epicenter of the college basketball universe this year as the 2021 NCAA Tournament (including the Final Four) and 2021 Horizon League Championships are already planned for the Circle City. This year's NCAA Tournament will be spread across six sites in the state of Indiana, including IUPUI's home venue of the Indiana Farmers Coliseum.

Last year marked the first of a three-year agreement to bring the Horizon League Tournament to Indiana Farmers Coliseum, which completed just prior to the COVID-19 outbreak.



## NEWS, NOTES & STORYLINES (CONT.)

### JERSEY MIKE DELIVERS

Sophomore Mike DePersia showed last year that he's a bona fide playmaker from the point guard spot. The New Jersey-native delivered an IUPUI Division I freshman record 85 assists in his 32 appearances and was a two-time Horizon League Freshman of the Week honoree. In Horizon League play, he averaged 3.2 assists per game and had a 3.05 assist-to-turnover ratio with 58 assists and just 19 turnovers.

### DEBUTS

Of the 12 players who saw time in the Jaguars' opener, eight were making their IUPUI debuts, including juniors Bobby Harvey and Dimitar Pandev earning starts.

True freshman Bakari LaStrap (9 points) was incredibly impressive in his collegiate debut, including scoring his first career bucket with a steal and two-handed dunk in transition. LaStrap was on the floor down the stretch of the one-possession win over Tennessee State, sharing the ball-handling duties with DePersia. Here are some other numbers from some IUPUI players' debuts:

Harvey (7 pts), Pandev (5 pts, 3 reb), Nathan McClure (2 pts, 2 reb), Dimitri Georgiadis (2 pts, 2 reb), Azariah Seay (7 pts, 3 reb, 2-3 3's), Jonah Carrasco (2 pts, 1 reb) and Acton Shirley (3 min).

### CAPTAINS

Head Coach Byron Rimm named four players captains for the 2020-2021 season - Marcus Burk, Mike DePersia, Elyjah Goss and Jaylen Minnett.

### MOVIN' ON

Two of IUPUI's most noticeable departures from last season both opted to go the grad transfer route. After two seasons at IUPUI, guard Grant Weatherford opted to complete his eligibility at Georgia Southern this season. The other, Isaiah Williams, practiced with the team all summer and fall before announcing via social media on Dec. 6 that he would graduate this winter and pursue opportunities elsewhere.

### JUCO CENTRAL - TRANSFER NOTES

IUPUI is one of 21 Division I teams to welcome nine-or-more newcomers this season while the Jaguars are tops in the country with eight junior college transfers. It's likely that two of the JC-transfers will start their Division I debuts this weekend and seven are expected to see action.

Junior wings Bobby Harvey, Azariah Seay and Nathan McClure are expected to immediately contribute while Coach Rimm added an impressive haul of frontcourt size in Acton Shirley (7-foot), Dimitar Pandev (6-foot-10), Dimitri Georgiadis (6-foot-9) and Jonah Carrasco (6-foot-9).

An eighth, Amrit Dhaliwal, is expected to rejoin the program at the turn of the semester and begin play in January. He originally came to Indianapolis this summer, but opted to return to California to study remotely for the fall with the expectation of returning to Indy for the spring semester.

Five of the eight have spent time in the Division I ranks as Seay (Alabama State), McClure (Texas State), Shirley (Gardner-Webb), Georgiadis (The Citadel) and Dhaliwal (Fresno State) all began their careers at the Division I level.

Georgiadis and McClure were teammates last season at State Fair (Mo.) C.C. where they helped their team to a 16-14 record and an appearance in the Region 16 Tournament Semifinals.

Georgiadis is currently listed as a junior on the roster, but is hopeful to be granted a hardship waiver for the 2018-2019 season at The Citadel where he appeared in just six games before missing the remainder of the year to injury. He also had a medical procedure performed on Oct. 9 of this year, causing him to miss approximately 5-6 weeks of on-court action.

### THE ROOKIE

IUPUI has just one freshman on this year's roster in Texas-native Bakari LaStrap. He was the final signee for this season and joins the Jaguars from The Woodlands Christian Academy where he helped his high school squad to TAPPS Class 4A state championships in 2018 and 2020 and a runner-up finish in 2019. He was the All-Greater Houston Private School Player of the Year by the Houston Chronicle in 2020 after he averaged 16 points, five rebounds, five assists and two steals per game and shot 52 percent from the floor. He capped a 21-point performance in the 2020 state title game win over Colleyville Covenant by catching a lob from a teammate and throwing down a one-handed dunk as video of the play drew more than 12,000 views on the Overtime on Twitter

### WE BACK

The IUPUI staff remained largely intact from last season as the only defection was of assistant coach Brian Burton. Coach Rimm opted to promote Aaron Evans to an assistant coaching role for the 2020-2021 campaign. The rest of the staff - Matt Dunn and Isaac Loechle - are back on the bench for their third seasons.

### FROM ALL OVER

One thing Coach Rimm has instituted is a broader recruiting base, plucking newcomers from Alabama (Seay), California (Dhaliwal), Georgia (Shirley), Kansas (Carrasco), Texas (LaStrap & McClure), Virginia (Georgiadis) and even Macedonia (Pandev).

Seay is IUPUI's first player from Alabama and Carrasco is IUPUI's first player from Kansas.

LaStrap and McClure are just the second and third IUPUI players to hail from Texas (Taveion White was the first) and Georgiadis is just the Jaguars' second player from Virginia (Matt Crenshaw was the first).

Shirley is IUPUI's third-ever player from Georgia (Mike Lunday & D.A. Harvey) and Pandev is IUPUI's third-ever European-born player (Petar Macura & Michal Vavrek). Dhaliwal is just the sixth IUPUI player to come from California, joining Fred Alexander, Barry Gowdy, Dean Hadley, Bart Lennehan and Khufu Najee.

### ACTON UP

7-foot junior Acton Shirley is just the third 7-footer in program history, joining Bill Van Sensus and Ahmed Ismail. Shirley is on his fourth stop during his college basketball career, having trekked to Gardner-Webb (2017-2018), North Georgia (2018-2019) and Saddleback College (2019-2020).

### WORLDWIDE LEADER

Every single game on the Jaguars' slate this year will be broadcast on ESPN platforms - primarily on ESPN3 or ESPN+. Friday games in the Horizon League this season could be flexed to ESPN, as predicated by ESPN.

Greg Rakestraw (ppx) and IUPUI Hall of Famer Bob Lovell (analyst) will continue to call the action while Indianapolis-based Tupelo Honey will produce the broadcasts.

## UNIVERSITY QUICK FACTS

<b>Location</b> .....	Indianapolis, Ind.
<b>Founded</b> .....	1969
<b>Nickname</b> .....	Jaguars
<b>Colors</b> .....	Red, gold & black
<b>Enrollment</b> .....	30,000
<b>Affiliation</b> .....	NCAA Division I
<b>Conference</b> .....	The Horizon League
<b>Home Facility (Cap.)</b> .....	Indiana Farmers Coliseum (6,800)
<b>Chancellor</b> .....	Dr. Nasser Paydar
<b>Athletics Director</b> .....	Dr. Roderick Perry
<b>Website</b> .....	www.IUPUIJags.com
<b>Twitter</b> .....	@IUPUIJaguars
<b>Athletics Phone</b> .....	(317) 278-5247
<b>Mailing Address</b> .....	1000 Waterway Blvd. Indianapolis, IN 46202

## BASKETBALL HISTORY

<b>First Yr. of basketball</b> .....	1972
<b>Seasons of basketball</b> .....	50th
<b>Seasons of Division I basketball</b> .....	23rd
<b>Division I (1998-pres.) Record</b> .....	282-327 (.463)
<b>NCAA Appearances</b> .....	1
<b>Last NCAA Appearance</b> .....	2003
<b>Last Postseason Appearance</b> .....	2019 (CIT - First Round)

## UNIVERSITY NOTES

### ABOUT THE UNIVERSITY

IUPUI is a public research university located in downtown Indianapolis that is the result of a merger of the Purdue Indianapolis Extension Center (1946) and Indiana University Indianapolis (1916). The merger was completed in 1969 and athletics began in 1972.

The university offers more than 200 degree programs and boasts an enrollment over 30,000 (22,000 undergrad and 8,000 postgrad). The university also boasts an endowment of more than \$850 million.

The university is ranked among the Top 200 "National Universities" and ranked 7th for "Up and Coming Schools." U.S. News has ranked IUPUI among the nation's elite for 13 straight years.

All total, the campus covers 509 acres and is located along Indy's Cultural Trail.

IUPUI includes the nation's largest nursing school, the second largest medical school in the country, the only dental school in the state, and the country's oldest school of physical education. IUPUI is among the top 20 campuses in the nation for graduate professional degrees conferred

### ATHLETIC PROWESS

IUPUI was a primary beneficiary of the 1987 Pan-American Games in Indianapolis and continues to boast some world renowned facilities.

The IU Natatorium is located on the IUPUI campus and is among the best swimming & diving facilities in the world. It has hosted the U.S. Olympic Team Trials four different times and 12 NCAA National Championship meets. In addition, the 2017 World Juniors were held at IUPUI and 16 world records have been set in the Natatorium water.

Adjacent west is the Michael A. Carroll Track & Soccer Stadium which has hosted several USA Outdoor Track & Field Championships and NCAA Championships, along with the 1988 US Olympic Trials. Florence Griffith-Joyner set the 100m world record of 10.49 on the track.

In basketball circles, IUPUI is best known as the long-time host of the Nike All-American Camp, which was held on campus for two decades. The nation's top prep players and coaches from every level converged on campus for two weeks each summer in what was considered the elite college recruiting event of the year. Alum included LeBron James, Chris Webber, Allen Iverson, Kevin Garnett, Jason Kidd and Paul Pierce, among many others.

### GEORGE HILL

IUPUI's best known basketball all time is current NBAer George Hill, who is in his 13th year in the league this season. Hill was originally drafted by the San Antonio Spurs (1st rd., 26th overall) in 2008.

He's played for the Spurs (2008-11), Indiana Pacers (2011-16), Utah Jazz (2016-17), Sacramento Kings (2017-18), Cleveland Cavaliers (2018), Milwaukee Bucks (2018-20) and was traded to the Oklahoma City Thunder this offseason. He's played in 785 regular season games, making nearly 450 career starts and averaging 11.1 points and 3.2 assists per game in his NBA career. He led the league in three-point percentage last season at 46 percent and is a career 38 percent shooter.

Entering this season, he's played in 127 career playoff games, starting 91 times and averaging 12.1 points per game.

# 2020-2021 MISCELLANEOUS STATISTICS

## IUPUI'S RECORD WHEN...

	'20-21 Overall	'20-21 Horizon	Under Rimm
Home:	1-2	0-2	5-11
Away:	0-2	0-2	3-16
Neutral:	0-0	0-0	0-2
Overtime:	0-0	0-0	1-1
Lead @ Halftime:	1-0	0-0	7-3
Trail @ Halftime:	0-3	0-3	0-24
Tied @ Halftime:	0-1	0-1	1-2
Leading w/ 5:00 left:	1-1	0-1	7-4
Trailing w/ 5:00 left:	0-3	0-3	1-23
Tied w/ 5:00 left:	0-0	0-0	0-2
Shooting 50% or better:	0-0	0-0	2-2
Shooting 40-50%:	0-3	0-3	4-14
Shooting less than 40%:	1-1	0-1	2-13
Opp. shoots 50% or better:	0-2	0-2	0-15
Opp. shoots 40-50%:	0-2	0-2	2-11
Opp. shoots less than 40%:	1-0	0-0	6-3
Shooting better % than opp.	0-0	0-0	6-2
Shooting worse % than opp.	1-4	0-4	2-27
Scoring less than 50:	0-1	0-1	0-2
Score 50-59 pts:	0-0	0-0	0-4
Score 60-69 pts:	1-2	0-2	1-9
Score 70-79 pts:	0-1	0-1	4-11
Score 80-89 pts:	0-0	0-0	2-3
Score 90+ pts:	0-0	0-0	1-0
Opp. scores less than 50:	0-0	0-0	0-0
Opp. scores 50-59 pts:	0-1	0-1	2-2
Opp. scores 60-69 pts:	1-1	0-1	4-1
Opp. scores 70-79 pts:	0-1	0-1	1-7
Opp. scores 80-89 pts:	0-0	0-0	1-9
Opp. scores 90+ pts:	0-1	0-1	0-10
Commit less TO than opp.	0-2	0-2	3-11
Commit more TO than opp.	0-1	0-1	4-16
Commit same TO as opp.	1-1	0-1	1-2
Outrebound opponent:	0-0	0-0	4-4
Outrebounded:	1-4	0-4	4-25
Rebounding is equal:	0-0	0-0	0-0
Bench outscores opp.:	0-2	0-2	1-3
Bench is outscored:	0-2	0-2	6-26
Bench scoring is equal:	1-0	0-0	1-0
Hit more FT than opp.:	1-0	0-0	6-9
Hit less FT than opp.:	0-3	0-3	2-18
Hit same FT as opp.:	0-1	0-1	0-2
Hit more 3's than opp.:	1-2	0-2	7-10
Hit less 3's than opp.:	0-2	0-2	1-16
Hit same 3's as opp.:	0-0	0-0	0-3
Decided by 5 pts or less:	1-1	0-1	3-8
Decided by 6-10 points:	0-1	0-1	1-7
Decided by 10+ points:	0-2	0-2	4-14
In home whites:	1-1	0-1	5-11
In road blacks:	0-2	0-2	3-15
In road reds:	0-1	0-1	0-3
7 in double-digits:	0-0	0-0	0-0
6 in double-digits:	0-0	0-0	0-0
5 in double-digits:	0-0	0-0	1-0
4 in double-digits:	0-0	0-0	2-9
3 in double-digits:	0-3	0-3	2-12
2 in double-digits:	1-1	0-1	3-6
1 in double-digits:	0-0	0-0	0-2
0 in double-digits:	0-0	0-0	0-0
On Mondays:	0-0	0-0	1-2
On Tuesdays:	0-0	0-0	1-2
On Wednesdays:	0-0	0-0	1-3
On Thursdays:	0-0	0-0	1-3
On Fridays:	0-2	0-2	0-6
On Saturdays:	1-2	0-2	3-11
On Sundays:	0-0	0-0	1-2
In November:	0-0	0-0	2-6
In December:	1-0	0-0	3-5
In January:	0-4	0-4	2-10
In February:	0-0	0-0	1-7
In March:	0-0	0-0	0-1

## CAREER DOUBLE-DIGIT PERFORMANCES/STARTS/DUNKS

Double-Digit Scoring Gms		
Name	Sea	Car
Minnett	3	58
Burk	4	33
Goss	2	26
DePersia	1	2
Seay	2	2
Harvey	1	1

20+ Point Scoring Games		
Name	Sea	Car
Burk	0	19
Minnett	1	12
Goss	0	1

30+ Point Scoring Games		
Name	Sea	Car
Burk	0	4
Minnett	0	3

Double-Digit Reb. Games		
Name	Sea	Car
Goss	4	34
Burk	0	1

Double-Doubles		
Name	Sea	Car
Goss	2	17
Burk	0	1

Games Started		
Name	Sea	Car
Goss	5	59
Minnett	2	38
Burk	5	37
DePersia	5	15
Harvey	4	4
Pandev	3	3
Seay	1	1

Dunks		
Name	Sea	Car
Goss	2	68
Burk	0	4
Carrasco	1	1
LaStrap	1	1

## TIMES LEADING THE TEAM IN...

Points		
Name	Sea	Car
Burk	3	26
Minnett	1	19
Goss	0	1
Harvey	1	1

Rebounds		
Name	Sea	Car
Goss	5	49
Burk	0	2
Minnett	0	1

Assists		
Name	Sea	Car
Minnett	1	28
DePersia	3	12
Goss	0	3
Burk	0	2
LaStrap	2	2

Steals		
Name	Sea	Car
Minnett	1	18
Burk	4	13
Goss	1	13
DePersia	2	9
LaStrap	1	1

Blocked Shots		
Name	Sea	Car
Goss	1	34
Burk	1	8
Minnett	0	4
Carrasco	1	1
DePersia	1	1
Pandev	1	1
Shirley	1	1
Stoltz	0	1

## SPECIALTY STATS

PP = Points in the Paint; POT = Points off Turnover; 2nd = 2nd Chance Points; BP = Bench Points

Opponent	Result	PP	POT	2nd	BP	Lead	Deficit	Changes	Ties
Tennessee St.	W, 69-66	20/46	22/19	8/10	22/22	10	6	7	5
Cleveland St.	L, 62-65	28/32	21/10	7/13	22/12	3	6	23	8
Cleveland St.	L, 49-59	23/34	14/26	11/8	20/13	7	11	8	3
at Milwaukee	L, 70-94	18/32	8/18	6/12	18/41	2	26	6	3
at Milwaukee	L, 63-71	16/34	17/18	0/2	6/19	7	10	9	5
at Northern Ky.									
at Northern Ky.									
Wright St.									
Wright St.									
Milwaukee									
Milwaukee									
at Green Bay									
at Green Bay									
UIC									
UIC									
at Y'town St.									
at Y'town St.									
HL 1st Round									
HL 2nd Round									
HL Semis									
HL Finals									
Totals		105/178	82/91	32/45	88/107			53	24
Averages		21.0/35.6	16.4/18.2	6.4/9.0	17.6/21.4			10.6	4.8

## WIN/LOSS MARGINS

Wins	1																		
Margin	1	2	3	4	5	6	7	8	9	10	11-15	16-20	21-29	30+					
Losses			1						1		1			1					

# 2020-2021 IUPUI STATISTICS

RECORD:	OVERALL	HOME	AWAY	NEUTRAL
ALL GAMES	1-4	1-2	0-2	0-0
CONFERENCE	0-4	0-2	0-2	0-0
NON-CONFERENCE	1-0	1-0	0-0	0-0

##	Player	gp-gs	min	avg	Total		3-Point		F-Throw		Rebounds				pf	dq	a	to	blk	stl	pts	avg
					fg-fga	fg%	3fg-fga	3fg%	ft-fa	ft%	off	def	tot	avg								
14	BURK, Marcus	5-5	165	33.0	28-73	.384	8-34	.235	11-15	.733	0	12	12	2.4	13	0	8	14	3	11	75	15.0
00	MINNETT, Jaylen	4-2	107	26.8	15-44	.341	9-23	.391	6-6	1.000	2	5	7	1.8	8	0	8	10	0	4	45	11.3
32	GOSS, Elijah	5-5	166	33.2	16-30	.533	0-1	.000	14-22	.636	11	48	59	11.8	11	0	4	11	3	5	46	9.2
12	SEAY, Azariah	5-1	87	17.4	17-33	.515	5-14	.357	2-4	.500	2	9	11	2.2	8	0	4	5	0	2	41	8.2
02	HARVEY, Bobby	5-4	111	22.2	14-38	.368	6-23	.261	4-8	.500	1	10	11	2.2	6	0	0	11	1	2	38	7.6
04	LaSTRAP, Bakari	5-0	81	16.2	8-22	.364	1-4	.250	7-11	.636	3	10	13	2.6	9	0	13	7	0	5	24	4.8
10	DePERSIA, Mike	5-5	115	23.0	5-13	.385	2-5	.400	6-10	.600	3	8	11	2.2	12	0	22	8	1	7	18	3.6
33	PANDEV, Dimitar	5-3	56	11.2	4-17	.235	2-8	.250	1-3	.333	4	8	12	2.4	5	0	4	4	1	1	11	2.2
05	McCLURE, Nathan	5-0	49	9.8	2-9	.222	1-5	.200	0-0	.000	3	6	9	1.8	3	0	3	6	0	2	5	1.0
24	CARRASCO, Jonah	5-0	27	5.4	2-2	1.000	0-0	.000	0-1	.000	1	2	3	0.6	4	0	0	4	2	0	4	0.8
50	SHIRLEY, Acton	5-0	16	3.2	2-3	.667	0-0	.000	0-0	.000	1	0	1	0.2	6	0	1	1	1	0	4	0.8
23	GEORGIADIS, Dimitri	4-0	11	2.8	0-0	.000	0-0	.000	2-2	1.000	0	3	3	0.8	3	0	0	2	1	0	2	0.5
20	STOLTZ, Sawyer	3-0	9	3.0	0-2	.000	0-0	.000	0-0	.000	1	1	2	0.7	1	0	1	0	0	0	0	0.0
Team											8	2	10				1					
Total.....		0	1000		113-286	.395	34-117	.291	53-82	.646	40	124	164	0.0	89	0	68	84	13	39	313	0.0
Opponents.....		0	1000		134-286	.469	29-88	.330	58-93	.624	45	150	195	0.0	86	2	71	86	10	44	355	0.0

TEAM STATISTICS	IUPUI	OPP	Date	Opponent	Score	Att.
SCORING	313	355	12/12/20	TENNESSEE ST.	w 69-66	0
Points per game	62.6	71.0	* 01/01/21	CLEVELAND ST.	L 62-65	0
Scoring margin	-8.4	-	* 01/02/21	CLEVELAND ST.	L 49-59	0
FIELD GOALS-ATT	113-286	134-286	* 01/08/21	at Milwaukee	L 70-94	0
Field goal pct	.395	.469	* 01/09/21	at Milwaukee	L 63-71	0
3 POINT FG-ATT	34-117	29-88	* - Horizon game			
3-point FG pct	.291	.330				
3-pt FG made per game	6.8	5.8				
FREE THROWS-ATT	53-82	58-93				
Free throw pct	.646	.624				
F-Throws made per game	10.6	11.6				
REBOUNDS	164	195				
Rebounds per game	32.8	39.0				
Rebounding margin	-6.2	-				
ASSISTS	68	71				
Assists per game	13.6	14.2				
TURNOVERS	84	86				
Turnovers per game	16.8	17.2				
Turnover margin	+0.4	-				
Assist/turnover ratio	0.8	0.8				
STEALS	39	44				
Steals per game	7.8	8.8				
BLOCKS	13	10				
Blocks per game	2.6	2.0				
ATTENDANCE	0	0				
Home games-Avg/Game	3-0	2-0				
Neutral site-Avg/Game	-	0-0				

Score by Periods	1st	2nd	Totals
IUPUI	181	132	313
Opponents	186	169	355

# 2020-2021 IUPUI HORIZON LEAGUE ONLY STATISTICS

RECORD:	OVERALL	HOME	AWAY	NEUTRAL
ALL GAMES	0-4	0-2	0-2	0-0
CONFERENCE	0-4	0-2	0-2	0-0
NON-CONFERENCE	0-0	0-0	0-0	0-0

#	Player	gp-gs	min	avg	Total		3-Point		F-Throw		Rebounds				pf	dq	a	to	blk	stl	pts	avg
					fg-fga	fg%	3fg-fga	3fg%	ft-fa	ft%	off	def	tot	avg								
14	BURK, Marcus	4-4	129	32.2	22-58	.379	6-28	.214	7-8	.875	0	8	8	2.0	12	0	6	13	2	9	57	14.3
00	MINNETT, Jaylen	4-2	107	26.8	15-44	.341	9-23	.391	6-6	1.000	2	5	7	1.8	8	0	8	10	0	4	45	11.3
32	GOSS, Elyjah	4-4	138	34.5	15-25	.600	0-0	.000	9-16	.563	8	35	43	10.8	8	0	3	9	0	5	39	9.8
12	SEAY, Azariah	4-1	74	18.5	15-28	.536	3-11	.273	1-2	.500	1	7	8	2.0	8	0	2	4	0	1	34	8.5
02	HARVEY, Bobby	4-3	81	20.3	11-29	.379	5-18	.278	4-8	.500	1	9	10	2.5	5	0	0	6	0	2	31	7.8
04	LaSTRAP, Bakari	4-0	67	16.8	5-16	.313	1-3	.333	4-6	.667	3	9	12	3.0	9	0	13	7	0	4	15	3.8
10	DePERSIA, Mike	4-4	79	19.8	2-7	.286	1-4	.250	3-6	.500	1	6	7	1.8	9	0	14	5	1	5	8	2.0
33	PANDEV, Dimitar	4-2	41	10.3	2-10	.200	1-6	.167	1-3	.333	3	6	9	2.3	3	0	3	3	1	1	6	1.5
50	SHIRLEY, Acton	4-0	13	3.3	2-3	.667	0-0	.000	0-0	.000	1	0	1	0.3	4	0	1	1	1	0	4	1.0
05	McCLURE, Nathan	4-0	33	8.3	1-4	.250	1-4	.250	0-0	.000	2	5	7	1.8	2	0	3	4	0	2	3	0.8
24	CARRASCO, Jonah	4-0	24	6.0	1-1	1.000	0-0	.000	0-0	.000	0	2	2	0.5	3	0	0	4	1	0	2	0.5
23	GEORGIADIS, Dimitri	3-0	7	2.3	0-0	.000	0-0	.000	0-0	.000	0	1	1	0.3	2	0	0	1	0	0	0	0.0
20	STOLTZ, Sawyer	2-0	7	3.5	0-1	.000	0-0	.000	0-0	.000	0	1	1	0.5	0	0	1	0	0	0	0	0.0
Team											7	1	8									
Total.....		4	800		91-226	.403	27-97	.278	35-55	.636	29	95	124	31.0	73	0	54	67	6	33	244	61.0
Opponents.....		4	800		107-217	.493	26-71	.366	49-78	.628	30	118	148	37.0	62	1	57	69	7	36	289	72.2

TEAM STATISTICS	IUPUI	OPP	Date	Opponent	Score	Att.
SCORING	244	289	* 01/01/21	CLEVELAND ST.	L 62-65	0
Points per game	61.0	72.2	* 01/02/21	CLEVELAND ST.	L 49-59	0
Scoring margin	-11.2	-	* 01/08/21	at Milwaukee	L 70-94	0
FIELD GOALS-ATT	91-226	107-217	* 01/09/21	at Milwaukee	L 63-71	0
Field goal pct	.403	.493	* - Horizon game			
3 POINT FG-ATT	27-97	26-71				
3-point FG pct	.278	.366				
3-pt FG made per game	6.8	6.5				
FREE THROWS-ATT	35-55	49-78				
Free throw pct	.636	.628				
F-Throws made per game	8.8	12.3				
REBOUNDS	124	148				
Rebounds per game	31.0	37.0				
Rebounding margin	-6.0	-				
ASSISTS	54	57				
Assists per game	13.5	14.3				
TURNOVERS	67	69				
Turnovers per game	16.8	17.3				
Turnover margin	+0.5	-				
Assist/turnover ratio	0.8	0.8				
STEALS	33	36				
Steals per game	8.3	9.0				
BLOCKS	6	7				
Blocks per game	1.5	1.8				
ATTENDANCE	0	0				
Home games-Avg/Game	2-0	2-0				
Neutral site-Avg/Game	-	0-0				

Score by Periods	1st	2nd	Totals
IUPUI	140	104	244
Opponents	149	140	289



# 2020-2021 STATISTICAL SPLITS

## Wins (1 total)

#	Player	gp-gs	min	avg	Total		3-Point		F-Throw		Rebounds				pf	dq	a	to	blk	stl	pts	avg
					fg-fga	fg%	3fg-fga	3fg%	ft-fa	ft%	off	def	tot	avg								
14	BURK, Marcus	1-1	36	36.0	6-15	.400	2-6	.333	4-7	.571	0	4	4	4.0	1	0	2	1	1	2	18	18.0
10	DePERSIA, Mike	1-1	36	36.0	3-6	.500	1-1	1.000	3-4	.750	2	2	4	4.0	3	0	8	3	0	2	10	10.0
04	LaSTRAP, Bakari	1-0	14	14.0	3-6	.500	0-1	.000	3-5	.600	0	1	1	1.0	0	0	0	0	0	1	9	9.0
32	GOSS, Elyjah	1-1	28	28.0	1-5	.200	0-1	.000	5-6	.833	3	13	16	16.0	3	0	1	2	3	0	7	7.0
12	SEAY, Azariah	1-0	13	13.0	2-5	.400	2-3	.667	1-2	.500	1	2	3	3.0	0	0	2	1	0	1	7	7.0
02	HARVEY, Bobby	1-1	30	30.0	3-9	.333	1-5	.200	0-0	.000	0	1	1	1.0	1	0	0	5	1	0	7	7.0
33	PANDEV, Dimitar	1-1	15	15.0	2-7	.286	1-2	.500	0-0	.000	1	2	3	3.0	2	0	1	1	0	0	5	5.0
23	GEORGIADIS, Dimitri	1-0	4	4.0	0-0	.000	0-0	.000	2-2	1.000	0	2	2	2.0	1	0	0	1	1	0	2	2.0
05	McCLURE, Nathan	1-0	16	16.0	1-5	.200	0-1	.000	0-0	.000	1	1	2	2.0	1	0	0	2	0	0	2	2.0
24	CARRASCO, Jonah	1-0	3	3.0	1-1	1.000	0-0	.000	0-1	.000	1	0	1	1.0	1	0	0	0	1	0	2	2.0
50	SHIRLEY, Acton	1-0	3	3.0	0-0	.000	0-0	.000	0-0	.000	0	0	0	0.0	2	0	0	0	0	0	0	0.0
20	STOLTZ, Sawyer	1-0	2	2.0	0-1	.000	0-0	.000	0-0	.000	1	0	1	1.0	1	0	0	0	0	0	0	0.0
Team											1	1	2					1				
Total.....		1	200		22-60	.367	7-20	.350	18-27	.667	11	29	40	40.0	16	0	14	17	7	6	69	69.0
Opponents.....		1	200		27-69	.391	3-17	.176	9-15	.600	15	32	47	47.0	24	1	14	17	3	8	66	66.0

## Losses (4 total)

#	Player	gp-gs	min	avg	Total		3-Point		F-Throw		Rebounds				pf	dq	a	to	blk	stl	pts	avg
					fg-fga	fg%	3fg-fga	3fg%	ft-fa	ft%	off	def	tot	avg								
14	BURK, Marcus	4-4	129	32.2	22-58	.379	6-28	.214	7-8	.875	0	8	8	2.0	12	0	6	13	2	9	57	14.3
00	MINNETT, Jaylen	4-2	107	26.8	15-44	.341	9-23	.391	6-6	1.000	2	5	7	1.8	8	0	8	10	0	4	45	11.3
32	GOSS, Elyjah	4-4	138	34.5	15-25	.600	0-0	.000	9-16	.563	8	35	43	10.8	8	0	3	9	0	5	39	9.8
12	SEAY, Azariah	4-1	74	18.5	15-28	.536	3-11	.273	1-2	.500	1	7	8	2.0	8	0	2	4	0	1	34	8.5
02	HARVEY, Bobby	4-3	81	20.3	11-29	.379	5-18	.278	4-8	.500	1	9	10	2.5	5	0	0	6	0	2	31	7.8
04	LaSTRAP, Bakari	4-0	67	16.8	5-16	.313	1-3	.333	4-6	.667	3	9	12	3.0	9	0	13	7	0	4	15	3.8
10	DePERSIA, Mike	4-4	79	19.8	2-7	.286	1-4	.250	3-6	.500	1	6	7	1.8	9	0	14	5	1	5	8	2.0
33	PANDEV, Dimitar	4-2	41	10.3	2-10	.200	1-6	.167	1-3	.333	3	6	9	2.3	3	0	3	3	1	1	6	1.5
50	SHIRLEY, Acton	4-0	13	3.3	2-3	.667	0-0	.000	0-0	.000	1	0	1	0.3	4	0	1	1	1	0	4	1.0
05	McCLURE, Nathan	4-0	33	8.3	1-4	.250	1-4	.250	0-0	.000	2	5	7	1.8	2	0	3	4	0	2	3	0.8
24	CARRASCO, Jonah	4-0	24	6.0	1-1	1.000	0-0	.000	0-0	.000	0	2	2	0.5	3	0	0	4	1	0	2	0.5
23	GEORGIADIS, Dimitri	3-0	7	2.3	0-0	.000	0-0	.000	0-0	.000	0	1	1	0.3	2	0	0	1	0	0	0	0.0
20	STOLTZ, Sawyer	2-0	7	3.5	0-1	.000	0-0	.000	0-0	.000	0	1	1	0.5	0	0	1	0	0	0	0	0.0
Team											7	1	8									
Total.....		4	800		91-226	.403	27-97	.278	35-55	.636	29	95	124	31.0	73	0	54	67	6	33	244	61.0
Opponents.....		4	800		107-217	.493	26-71	.366	49-78	.628	30	118	148	37.0	62	1	57	69	7	36	289	72.2

## Home (1-2)

#	Player	gp-gs	min	avg	Total		3-Point		F-Throw		Rebounds				pf	dq	a	to	blk	stl	pts	avg
					fg-fga	fg%	3fg-fga	3fg%	ft-fa	ft%	off	def	tot	avg								
14	BURK, Marcus	3-3	106	35.3	19-42	.452	4-18	.222	9-13	.692	0	8	8	2.7	7	0	4	8	3	7	51	17.0
12	SEAY, Azariah	3-0	45	15.0	12-22	.545	4-9	.444	1-2	.500	2	5	7	2.3	3	0	2	4	0	1	29	9.7
32	GOSS, Elyjah	3-3	104	34.7	9-17	.529	0-1	.000	10-13	.769	9	29	38	12.7	7	0	3	6	3	4	28	9.3
04	LaSTRAP, Bakari	3-0	62	20.7	7-18	.389	1-3	.333	7-11	.636	3	6	9	3.0	8	0	10	5	0	5	22	7.3
00	MINNETT, Jaylen	2-1	51	25.5	4-18	.222	2-9	.222	0-0	.000	2	3	5	2.5	5	0	5	7	0	3	10	5.0
02	HARVEY, Bobby	3-2	58	19.3	6-18	.333	3-12	.250	0-2	.000	0	3	3	1.0	2	0	0	7	1	1	15	5.0
10	DePERSIA, Mike	3-3	62	20.7	3-9	.333	1-3	.333	3-4	.750	2	3	5	1.7	6	0	15	6	0	5	10	3.3
33	PANDEV, Dimitar	3-3	46	15.3	2-15	.133	1-7	.143	0-2	.000	3	7	10	3.3	3	0	4	3	1	1	5	1.7
24	CARRASCO, Jonah	3-0	17	5.7	2-2	1.000	0-0	.000	0-1	.000	1	0	1	0.3	2	0	0	4	1	0	4	1.3
23	GEORGIADIS, Dimitri	2-0	5	2.5	0-0	.000	0-0	.000	2-2	1.000	0	2	2	1.0	1	0	0	1	1	0	2	1.0
05	McCLURE, Nathan	3-0	32	10.7	1-7	.143	0-3	.000	0-0	.000	2	3	5	1.7	1	0	2	4	0	1	2	0.7
50	SHIRLEY, Acton	3-0	7	2.3	1-2	.500	0-0	.000	0-0	.000	0	0	0	0.0	3	0	1	0	1	0	2	0.7
20	STOLTZ, Sawyer	2-0	5	2.5	0-2	.000	0-0	.000	0-0	.000	1	1	2	1.0	1	0	1	0	0	0	0	0.0
Team											7	1	8					1				
Total.....		3	600		66-172	.384	16-65	.246	32-50	.640	32	71	103	34.3	49	0	47	56	11	28	180	60.0
Opponents.....		3	600		74-175	.423	12-51	.235	30-55	.545	38	85	123	41.0	54	1	39	58	7	29	190	63.3

## Road/Neutral (0-2)

Road/Neutral (0-2)		Total				3-Point		F-Throw		Rebounds													
#	Player	gp-gs	min	avg	fg-fga	fg%	3fg-fga	3fg%	ft-fa	ft%	off	def	tot	avg	pf	dq	a	to	blk	stl	pts	avg	
00	MINNETT, Jaylen	2-1	56	28.0	11-26	.423	7-14	.500	6-6	1.000	0	2	2	1.0	3	0	3	3	0	1	35	17.5	
14	BURK, Marcus	2-2	59	29.5	9-31	.290	4-16	.250	2-2	1.000	0	4	4	2.0	6	0	4	6	0	4	24	12.0	
02	HARVEY, Bobby	2-2	53	26.5	8-20	.400	3-11	.273	4-6	.667	1	7	8	4.0	4	0	0	4	0	1	23	11.5	
32	GOSS, Elyjah	2-2	62	31.0	7-13	.538	0-0	.000	4-9	.444	2	19	21	10.5	4	0	1	5	0	1	18	9.0	
12	SEAY, Azariah	2-1	42	21.0	5-11	.455	1-5	.200	1-2	.500	0	4	4	2.0	5	0	2	1	0	1	12	6.0	
10	DePERSIA, Mike	2-2	53	26.5	2-4	.500	1-2	.500	3-6	.500	1	5	6	3.0	6	0	7	2	1	2	8	4.0	
33	PANDEV, Dimitar	2-0	10	5.0	2-2	1.000	1-1	1.000	1-1	1.000	1	1	2	1.0	2	0	0	1	0	0	6	3.0	
05	McCLURE, Nathan	2-0	17	8.5	1-2	.500	1-2	.500	0-0	.000	1	3	4	2.0	2	0	1	2	0	1	3	1.5	
04	LaSTRAP, Bakari	2-0	19	9.5	1-4	.250	0-1	.000	0-0	.000	0	4	4	2.0	1	0	3	2	0	0	2	1.0	
50	SHIRLEY, Acton	2-0	9	4.5	1-1	1.000	0-0	.000	0-0	.000	1	0	1	0.5	3	0	0	1	0	0	2	1.0	
24	CARRASCO, Jonah	2-0	10	5.0	0-0	.000	0-0	.000	0-0	.000	0	2	2	1.0	2	0	0	0	1	0	0	0.0	
23	GEORGIADIS, Dimitri	2-0	6	3.0	0-0	.000	0-0	.000	0-0	.000	0	1	1	0.5	2	0	0	1	0	0	0	0.0	
20	STOLTZ, Sawyer	1-0	4	4.0	0-0	.000	0-0	.000	0-0	.000	0	0	0	0.0	0	0	0	0	0	0	0	0.0	
Team											1	1	2										
Total.....		2	400		47-114	.412	18-52	.346	21-32	.656	8	53	61	30.5	40	0	21	28	2	11	133	66.5	
Opponents.....		2	400		60-111	.541	17-37	.459	28-38	.737	7	65	72	36.0	32	1	32	28	3	15	165	82.5	

## 2020-2021 INDIVIDUAL SUPERLATIVES

	<b>IUPUI</b>	<b>Opponent</b>
<b>Points</b>	24 - Jaylen Minnett at Milwaukee (1/9/2021)	32 - Tafari Simms at Milwaukee (1/8/2021)
<b>Field Goals Made</b>	8 - Marcus Burk vs. Cleveland St. (1/1/2021)	10 - Tafari Simms at Milwaukee (1/8/2021)
<b>Field Goals Attempted</b>	17 - Marcus Burk at Milwaukee (1/8/2021)	15 - Mark Freeman vs. Tennessee St. (12/12/2020)
<b>Highest FG Pct. (min. 5 made)</b>	.667 (6-9) - Azariah Seay vs. Cleveland St. (1/2/2021)	.833 (5-6) - Craig Beaudion vs. Cleveland St. (1/1/2021)
<b>3-Pt Field Goals Made</b>	4 - Jaylen Minnett at Milwaukee (1/9/2021)	5 - Tafari Simms at Milwaukee (1/8/2021)
<b>3-Pt Field Goals Attempted</b>	8 - three times	6 - twice
<b>3-Pt FG Pct. (min. 3 made)</b>	.500 (4-8) - Jaylen Minnett at Milwaukee (1/9/2021)	.833 (5-6) - Tafari Simms at Milwaukee (1/8/2021)
<b>Free Throws Made</b>	6 - Jaylen Minnett at Milwaukee (1/9/2021)	7 - Tafari Simms at Milwaukee (1/8/2021)
<b>Free Throws Attempted</b>	7 - Marcus Burk vs. Tennessee St. (12/12/2020)	9 - Tafari Simms at Milwaukee (1/8/2021)
<b>Free Throw Pct. (min. 5 made)</b>	1.000 (6-6) - Jaylen Minnett at Milwaukee (1/9/2021)	.778 (7-9) - Tafari Simms at Milwaukee (1/8/2021)
<b>Offensive Rebounds</b>	3 - three times	5 - Shakem Johnson vs. Tennessee St. (12/12/2020)
<b>Defensive Rebounds</b>	13 - Elijah Goss vs. Tennessee St. (12/12/2020)	7 - twice
<b>Total Rebounds</b>	16 - Elijah Goss vs. Tennessee St. (12/12/2020)	9 - Torrey Patton vs. Cleveland St. (1/1/2021)
<b>Assists</b>	8 - Mike DePersia vs. Tennessee St. (12/12/2020)	8 - TeJon Lucas at Milwaukee (1/8/2021)
<b>Turnovers</b>	6 - Marcus Burk vs. Cleveland St. (1/2/2021)	7 - D'Moi Hodge vs. Cleveland St. (1/2/2021)
<b>Blocked Shots</b>	3 - Elijah Goss vs. Tennessee St. (12/12/2020)	2 - three times
<b>Steals</b>	3 - four times	5 - D'Moi Hodge vs. Cleveland St. (1/2/2021)
<b>Minutes Played (regulation game)</b>	38 - twice	35 - twice
<b>Minutes Played (OT game)</b>	---	---

## 2020-2021 TEAM SUPERLATIVES

<b>IUPUI High</b>	<b>IUPUI Low</b>	<b>Statistical Category</b>	<b>Opponent High</b>	<b>Opponent Low</b>
70 at Milwaukee (1/8)	49 vs. Cleve. St. (1/2)	<b>Points</b>	94 at Milwaukee (1/8)	59 vs. Cleve. St. (1/2)
41 vs. Tenn. St. (12/20)	28 vs. Cleve. St. (1/2)	<b>1st Half Pts.</b>	44 at Milwaukee (1/8)	28 vs. Cleve. St. (1/2)
32 at Milwaukee (1/8)	21 vs. Cleve. St. (1/2)	<b>2nd Half Pts.</b>	50 at Milwaukee (1/8)	28 vs. Cleve. St. (1/1)
25 - twice	19 vs. Cleve. St. (1/2)	<b>Field Goals</b>	31 at Milwaukee (1/8)	23 vs. Cleve. St. (1/2)
60 - 3x	52 vs. Cleve. St. (1/2)	<b>Field Goal Attempts</b>	69 vs. Tenn. St. (12/20)	52 - twice
.417 - twice	.365 vs. Cleve. St. (1/2)	<b>FG Pct.</b>	.558 at Milwaukee (1/9)	.391 vs. Tenn. St. (12/20)
10 at Milwaukee (1/9)	4 vs. Cleve. St. (1/1)	<b>3-Point Field Goals</b>	13 at Milwaukee (1/8)	3 vs. Tenn. St. (12/20)
27 at Milwaukee (1/8)	20 vs. Tenn. St. (12/20)	<b>3-Point Field Goal Att.</b>	23 at Milwaukee (1/8)	14 at Milwaukee (1/9)
.400 at Milwaukee (1/9)	.190 vs. Cleve. St. (1/1)	<b>3-Point FG Pct.</b>	.565 at Milwaukee (1/8)	.176 vs. Tenn. St. (12/20)
18 vs. Tenn. St. (12/20)	6 vs. Cleve. St. (1/2)	<b>Free Throws</b>	19 at Milwaukee (1/8)	9 - 3x
27 vs. Tenn. St. (12/20)	8 vs. Cleve. St. (1/2)	<b>Free Throw Attempts</b>	26 vs. Cleve. St. (1/1)	14 - twice
.750 vs. Cleve. St. (1/2)	.533 vs. Cleve. St. (1/1)	<b>Free Throw Pct.</b>	.792 at Milwaukee (1/8)	.462 vs. Cleve. St. (1/1)
14 vs. Cleve. St. (1/1)	2 at Milwaukee (1/9)	<b>Offensive Reb.</b>	15 vs. Tenn. St. (12/20)	1 at Milwaukee (1/9)
29 vs. Tenn. St. (12/20)	20 vs. Cleve. St. (1/1)	<b>Defensive Reb.</b>	33 at Milwaukee (1/8)	25 vs. Cleve. St. (1/1)
40 vs. Tenn. St. (12/20)	28 at Milwaukee (1/9)	<b>Total Rebounds</b>	47 vs. Tenn. St. (12/20)	33 at Milwaukee (1/9)
20 - twice	15 vs. Cleve. St. (1/2)	<b>Fouls</b>	24 vs. Tenn. St. (12/20)	14 vs. Cleve. St. (1/2)
20 vs. Cleve. St. (1/1)	10 at Milwaukee (1/8)	<b>Assists</b>	19 at Milwaukee (1/8)	12 vs. Cleve. St. (1/2)
21 vs. Cleve. St. (1/2)	13 at Milwaukee (1/8)	<b>Turnovers</b>	21 vs. Cleve. St. (1/2)	12 at Milwaukee (1/8)
7 vs. Tenn. St. (12/20)	0 at Milwaukee (1/8)	<b>Blocked Shots</b>	3 vs. Tenn. St. (12/20)	1 at Milwaukee (1/9)
15 vs. Cleve. St. (1/2)	5 at Milwaukee (1/8)	<b>Steals</b>	14 vs. Cleve. St. (1/2)	6 at Milwaukee (1/8)

## 2020-2021 GAME-BY-GAME LEADERS / STARTING FIVES

<b>Opponent</b>	<b>Starting 5 (alphabetically)</b>	<b>Points</b>	<b>Rebounds</b>	<b>Assists</b>	<b>Blocks</b>	<b>Steals</b>
Tennessee St.	Burk-DePersia-Goss-Harvey-Pandev	Burk (18)	Goss (16)	DePersia (8)	Goss (3)	Burk/DePersia (2)
Cleveland St.	Burk-DePersia-Goss-Minnett-Pandev	Burk (18)	Goss (12)	LaStrap (6)	Burk (2)	Burk/Minnett (2)
Cleveland St.	Burk-DePersia-Goss-Harvey-Pandev	Burk (15)	Goss (10)	LaStrap (4)	Pandev/Shirley (1)	three tied w/ (3)
at Milwaukee	Burk-DePersia-Goss-Harvey-Seay	Harvey (18)	Goss (8)	DePersia (4)	none	Burk (3)
at Milwaukee	Burk-DePersia-Goss-Harvey-Minnett	Minnett (24)	Goss (13)	DePersia/Minnett (3)	Carrasco/DePersia (1)	DePersia (2)
at Northern Ky.						
at Northern Ky.						
Wright St.						
Wright St.						
Milwaukee						
Milwaukee						
at Green Bay						
at Green Bay						
UIC						
UIC						
at Y'town St.						
at Y'town St.						
HL 1st Round						
HL 2nd Round						
HL Semis						
HL Finals						

## 2020-2021 COMPARISON STATISTICS

Opponent	1st	2nd	Score	Mar	Total FG	FG Pct	3-Pointers	3FG Pct	Free Throws	FT Pct	Rebounds	Assist	T/Over	Block	Steal	Fouls
TENNESSEE ST.	41/37	28/29	69-66	+3	22-60/27-69	.367/.391	7-20/3-17	.350/.176	18-27/9-15	.667/.600	40/47 (7)	14/14	17/17	7/3	6/8	16/24
CLEVELAND ST.	36/37	26/28	62-65	(3)	25-60/24-54	.417/.444	4-21/5-16	.190/.313	8-15/12-26	.533/.462	34/39 (5)	20/13	18/20	2/2	7/7	18/16
CLEVELAND ST.	28/28	21/31	49-59	(10)	19-52/23-52	.365/.442	5-24/4-18	.208/.222	6-8/9-14	.750/.643	29/37 (8)	13/12	21/21	2/2	15/14	15/14
Milwaukee	38/44	32/50	70-94	(24)	25-60/31-59	.417/.525	8-27/13-23	.296/.565	12-19/19-24	.632/.792	33/39 (6)	10/19	13/12	0/2	5/6	20/17
Milwaukee	38/40	25/31	63-71	(8)	22-54/29-52	.407/.558	10-25/4-14	.400/.286	9-13/9-14	.692/.643	28/33 (5)	11/13	15/16	2/1	6/9	20/15

Note: Game totals are displayed in the format TEAM/OPPONENT for each category

## 2020-2021 POINTS-REBOUNDS-ASSISTS

Opponent	Date	Score	00	02	04	05	10	12	14
TENNESSEE ST.	12/12/20	69-66	w DNP	7-1-0	9-1-0	2-2-0	10-4-8	7-3-2	18-4-2
CLEVELAND ST.	01/01/21	62-65	L 10-3-3	3-0-0	9-5-6	0-0-1	0-0-5	8-1-0	18-2-2
CLEVELAND ST.	01/02/21	49-59	L 0-2-2	5-2-0	4-3-4	0-3-1	0-1-2	14-3-0	15-2-0
at Milwaukee	01/08/21	70-94	L 11-1-0	18-5-0	2-4-3	0-2-0	5-3-4	12-3-0	9-2-2
at Milwaukee	01/09/21	63-71	L 24-1-3	5-3-0	0-0-0	3-2-1	3-3-3	0-1-2	15-2-2

Opponent	Date	Score	20	23	24	32	33	50
TENNESSEE ST.	12/12/20	69-66	w 0-1-0	2-2-0	2-1-0	7-16-1	5-3-1	0-0-0
CLEVELAND ST.	01/01/21	62-65	L 0-1-1	0-0-0	2-0-0	12-12-1	0-6-0	0-0-1
CLEVELAND ST.	01/02/21	49-59	L DNP	DNP	0-0-0	9-10-1	0-1-3	2-0-0
at Milwaukee	01/08/21	70-94	L 0-0-0	0-1-0	0-0-0	8-8-1	3-2-0	2-1-0
at Milwaukee	01/09/21	63-71	L DNP	0-0-0	0-2-0	10-13-0	3-0-0	0-0-0





**Byron Rimm II** is in his second season as head coach of the Jaguars after originally being named the program's interim head coach for the 2019-2020 season on Aug. 27, 2019. The ninth head coach in program history, Rimm originally joined the IUPUI program in October 2018 as the Jaguars' associate head coach.

In his first season as head coach, he piloted the team to a 7-25 mark, which included a resounding early season road win over

AAC foe South Florida. Under his leadership, guard Marcus Burk earned All-Horizon League honors and later entered his name in the NBA Draft, while forward Elyjah Goss was an All-Defensive Team selection and set a program record for single-season rebounds.

Rimm originally came to Indianapolis to serve as associate head coach during the 2018-2019 campaign, helping IUPUI to 16 wins - the program's most since a 19-win campaign in 2010-11. Included in the wins was a benchmark road win at ACC foe Boston College and a win of the Niagara Regional of the Fort Myers Tip-Off Classic during non-conference play. The Jaguars were later selected to play in the 2019 CIT, earning the program's third postseason appearance in the Division I era.

Rimm has an extensive background in college basketball including having served as head coach at Prairie View A&M from 2006-15, where he remains the program's all-time winningest coach with 115 victories. Under Rimm's direction, the program ascended to new heights, including back-to-back appearances in the SWAC tournament championship game in 2013 and 2014. Before Prairie View, the Pensacola, Fla.-native gained valuable experience on the West Coast, which included assistant coaching stops at Pasadena City College and Chaffey Community College from 1997-2000.

He directed Cal State San Bernardino to a No. 3 national ranking in NCAA Division II during the 2000 campaign and then took over the reins as the head women's basketball coach at Texas College in Tyler, Texas, guiding the team to a 20-12 mark in his lone season. At the time, the 20-12 mark was the most successful season in program history. He then had a four-year run as the head men's coach with Jarvis Christian College before joining Prairie View A&M as an assistant for the 2005-06 season. He was promoted to the head coaching spot the following season at age 32.

He coached Prairie View A&M to winning seasons in 2008-09 and 2009-10 and won 115 games during his time as head coach. His 2014 squad boasted the highest APR ranking among SWAC teams and also registered the best score in program history.

Since then, Rimm has served as the director of basketball operations at Texas A&M Corpus Christi in 2016-17 and as an assistant at UC Riverside in 2017-18.

Rimm played at Ventura College and California State University Los Angeles before earning his degree from Cal State, Los Angeles in 1999. He earned his master's degree in education from American InterContinental University in 2005.



## THE RIMM FILE

**School:** Cal State, Los Angeles, '99

**Seasons with IUPUI:** .....3rd season

**Career Record:**..... 190-271 (15 years)

**Division I Record:** ..... 123-220 (11 years)

**IUPUI Record:**..... 8-29 (2 years)

### Coaching Experience:

.....1997-99, Asst. Coach, Pasadena C.C.

..... 1999-00, Asst. Coach, Chaffey College

..... 2000-01, Asst. Coach, Cal State San Bernadino

.....2001-02, Head Coach, Texas College (women)

..... 2002-05, Head Coach, Jarvis Christian

..... 2006-16, Head Coach, Prairie View A&M

..... 2016-17, Director of Ops., Texas A&M CC

..... 2017-18, Assistant Coach, UC Riverside

..... 2018-19, Associate Head Coach, IUPUI

.....2019-pres., Head Coach, IUPUI



## ALL-TIME RESULTS

### Northern Kentucky (2-9)

H: 2-3, A: 0-6, N: 0-0

D1 era: 1-5, OT: 0-0

12-16-1981	A	57-81	L
12-15-1982	H	83-71	W
1-17-1983	A	46-61	L
1-17-1984	H	72-79	L
12-19-1984	A	68-82	L
12-28-2017	A	59-77	L
2-25-2018	H	56-75	L
12-28-2018	A	77-92	L
2-1-2019	H	83-77	W
1-12-2020	H	71-96	L
2-14-2020	A	70-84	L

## JAGUARS FALL AT NORTHERN KENTUCKY DESPITE BURK'S 30

**HIGHLAND HEIGHTS, Ky. (Feb. 14, 2020)** - Junior **Marcus Burk** notched his fourth 30-point game of the 2019-20 campaign but the IUPUI basketball team fell short at Northern Kentucky on Friday night (Feb. 14), 84-70. The Jags built a 12-point lead in the first half, but saw the host Norse storm back on a night in which they shot 53 percent overall and 47 percent from three-point range.

Burk had little help as IUPUI connected on just 42 percent overall and 6-of-19 (31.6 percent) from three-point range. Burk connected on 11-of-20 shots and all six of his free throw attempts to account for the bulk of the Jaguars' scoring. **Grant Weatherford** added 10 points and both **Elyjah Goss** and **Jaylen Minnett** contributed nine apiece. Goss just missed a double-double by grabbing 11 boards while **Mike DePersia** connected on all three of his field goal attempts for eight points off the bench.

IUPUI (6-21, 2-12 HL) fell behind 8-2 in the game's opening five minutes, but fired back with a flurry to build a 20-13 lead. The hosts tried to quell the Jaguars' momentum as a fire alarm went off in building, halting play and sending fans to the exits. However, it was deemed a false alarm and the Jags continued to heat things up, stretching the lead to 26-14 on back-to-back threes from Burk and Minnett.

NKU (19-7, 11-3 HL) scored 16 of the game's next 20 points to tie the game at 32 all, capped by Bryson Langdon's three. NKU ended up with a 42-39 halftime lead after shooting 53 percent in the opening stanza and holding the Jags to just 39 percent.

The Norse showed too much firepower for the Jags, methodically pulling away in the second half, which included a 9-0 run as IUPUI went more than four minutes between baskets. Burk poured in a short jumper to make it 55-50 with 13:25 remaining, but didn't score again until DePersia putback a **Jakoby Kemp** miss at the 9:14 mark.

The feisty Jaguars pulled within seven late in the contest, but got no closer as NKU repeatedly made free throws when sent to the line and closed the game with the final seven points.

Jalen Tate had a monster game for the hosts, finishing with a career-high 31 points, seven assists, six steals and six rebounds to pace four NKU players in double-figures. Tate hit 10-of-14 field goal attempts, primarily in close, and 9-of-11 free throw attempts for a new career-high. Trevon Faulkner connected for 14 points and Tyler Sharpe added 13. Adrian Nelson contributed 11 points and six rebounds off the bench as NKU played without top scorer Dantez Walton.

Aside from Burk, IUPUI players made just 14-of-39 (36 percent) from the field as Minnett was held to 4-of-15 shooting. The Terre Haute-native extended his personal streak to 63 straight games with at least one made three and moved into 21st place on the program's all-time scoring list with 1,051 points.

The Jags shot a tidy 78 percent at the free throw line, but were outscored by the Norse 21-14 at the stripe. IUPUI outscored NKU 12-1 on second chance points, fueled by 11 offensive boards.

The loss gave NKU the season sweep of the Jaguars and kept the Norse in second place in the league standings.

### IUPUI 70 • 6-21, 2-12 Horiz

##	Player	Total		3-Ptr		Rebounds			PF	TP	A	TO	Blk	Stl	Min
		FG-FGA	FG-FGA	FG-FGA	FT-FTA	Off	Def	Tot							
11	KENYON, Brandon	r	0-2	0-0	0-0	1	1	2	0	0	0	1	0	0	5
32	GOSS, Elyjah	r	2-7	0-1	5-7	4	7	11	2	9	0	0	0	0	37
00	MINNETT, Jaylen	g	4-15	1-6	0-0	0	1	1	1	9	6	1	0	1	33
14	BURK, Marcus	g	11-20	2-7	6-6	0	4	4	4	30	3	2	1	2	39
23	WEATHERFORD, Grant	g	4-9	2-4	0-0	0	3	3	4	10	0	6	0	2	37
01	KEMP, Jakoby		1-2	0-0	2-3	0	2	2	3	4	0	1	0	0	11
10	DePersia, Mike		3-3	1-1	1-2	1	1	2	5	8	4	2	0	2	22
15	WHITE, Taveion		0-1	0-0	0-0	2	1	3	4	0	0	1	0	0	15
20	STOLTZ, Sawyer		0-0	0-0	0-0	0	0	0	0	0	0	0	0	0	1
Team						3	0	3							
Totals		25-59	6-19	14-18	11	20	31	23	70	13	15	1	7	200	
FG % 1st Half: 13-33 39.4%		2nd half: 12-26 46.2%		Game: 25-59 42.4%		Deadball									
3FG % 1st Half: 4-13 30.8%		2nd half: 2-6 33.3%		Game: 6-19 31.6%		Rebounds									
FT % 1st Half: 9-12 75.0%		2nd half: 5-6 83.3%		Game: 14-18 77.8%											

### Northern Ky. 84 • 19-7, 11-3 Horiz

##	Player	Total		3-Ptr		Rebounds			PF	TP	A	TO	Blk	Stl	Min
		FG-FGA	FG-FGA	FG-FGA	FT-FTA	Off	Def	Tot							
00	Silas Adheke	r	1-4	0-1	1-2	3	5	8	1	3	0	1	1	0	13
11	Jalen Tate	r	10-14	2-4	9-11	1	5	6	1	31	7	3	0	6	33
05	Bryson Langdon	g	2-7	1-3	0-0	0	0	0	3	5	1	3	0	0	24
12	Trevon Faulkner	g	4-8	2-4	4-7	0	3	3	4	14	2	1	0	2	35
15	Tyler Sharpe	g	4-7	3-5	2-4	0	3	3	1	13	2	1	0	1	32
01	Adham Eleeda		1-2	1-2	0-0	0	1	1	1	3	0	0	0	0	5
02	Paul Djoko		0-1	0-0	0-2	0	0	0	0	0	0	1	0	1	9
03	Tre Cobbs		0-0	0-0	2-2	0	1	1	2	2	2	1	0	0	7
04	Adrian Nelson		4-6	0-0	3-4	1	5	6	2	11	0	1	1	0	28
14	Karl Harris		1-1	0-0	0-0	0	0	0	2	2	0	0	0	0	1
30	Bryant Mocaby		0-1	0-0	0-0	3	0	3	0	0	1	0	0	0	13
Team						1	1	2							
Totals		27-51	9-19	21-32	9	24	33	17	84	15	12	2	10	200	
FG % 1st Half: 16-30 53.3%		2nd half: 11-21 52.4%		Game: 27-51 52.9%		Deadball									
3FG % 1st Half: 5-11 45.5%		2nd half: 4-8 50.0%		Game: 9-19 47.4%		Rebounds									
FT % 1st Half: 5-7 71.4%		2nd half: 16-25 64.0%		Game: 21-32 65.6%											

Officials: Peter Juzenas, Brian McNutt, Courtney Green  
Technical fouls: IUPUI-None, Northern Ky.-Adrian Nelson.  
Attendance: 3013

Score by periods		1st	2nd	Total
IUPUI		39	31	70
Northern Ky.		42	42	84

Last FG - IUPUI 2nd-01:16, NKU 2nd-00:11.  
Largest lead - IUPUI by 12 1st-07:48, NKU by 14 2nd-09:44.  
IUPUI led for 09:21. NKU led for 29:45. Game was tied for 00:52.

Points		In	Off	2nd	Fast	Bench
IUPUI	26	20	12	12	12	12
NKU	34	16	1	19	18	18

Score tied - 4 times.  
Lead changed - 8 times.

## PLAYER BIOS



### JAYLEN MINNETT (min-NET)

Senior | Guard  
6-1 | 180  
Terre Haute, Ind.  
Terre Haute South

Birthdate: July 24, 1999 (age 21)  
Major: Sports Management

# #0

#### QUICK NOTES

**2019 HL 6th Man of the Year...** 2020-21 team captain...IUPUI's single-season (115) and career leader (246) in 3's made...tallied his 1,000th career point against GB on Feb. 6, becoming the 24th in school history to hit for 1,000 career points...56 career double-digit scoring games...had made a three in every game since Feb. 23, 2018 (69 straight), setting a new HL record and the 5th-longest streak in NCAA D1 history before his streak was snapped on Jan. 2...his 7.1 ppg as a freshman was the highest by an IUPUI rookie since Alex Young averaged 10.8 per game in 2008-09...named to the Indiana All-Star Team.

#### FAST NUMBERS

	SEASON	CAREER
DOUBLE DIGIT SCORING GAMES:	3	58
20+ POINT SCORING GAMES:	1	12
30+ POINT SCORING GAMES:	0	3
GAMES STARTED:	2	38

TIMES HE'S LED THE TEAM IN:	PTS	REB	AST	STL	BLK
(SEASON/CAREER)	1/19	0/1	1/28	1/18	0/4

#### CAREER/SEASON HIGHS

CAREER HIGH	CATEGORY	SEASON HIGH
32 vs. Green Bay (2/6/2020)	PTS	24 at Milwaukee (1/9/2021)
7 at UIC (2/22/2020)	REB	3 vs. Cleveland St. (1/1/2021)
7 - twice	AST	3 - twice
11 vs. Green Bay (2/6/2020)	FG	7 at Milwaukee (1/9/2021)
30 vs. Milwaukee (2/8/2020)	FGA	16 at Milwaukee (1/9/2021)
8 vs. Green Bay (2/6/2020)	3FG	4 at Milwaukee (1/9/2021)
19 vs. Milwaukee (2/8/2020)	3FGA	8 at Milwaukee (1/9/2021)
9 at Green Bay (1/5/2020)	FT	6 at Milwaukee (1/9/2021)
9 - twice	FTA	6 at Milwaukee (1/9/2021)
4 at South Florida (11/13/19)	STL	2 vs. Cleveland St. (1/1/2021)
1 - 6x	BLK	---
44 vs. Milwaukee (2/8/2020)	MIN	34 at Milwaukee (1/9/2021)

#### GAME-BY-GAME

Opponent	MIN	FG	3FG	FT	O-D-T	PF	A	TO	B	S	PTS
Tennessee St.					did not play						
Cleveland St.*	28	4-13	2-7	0-0	2-1-3	4	3	5	0	2	10
Cleveland St.	23	0-5	0-2	0-0	0-2-2	1	2	2	0	1	0
at Milwaukee	22	4-10	3-6	0-0	0-1-1	1	0	2	0	1	11
at Milwaukee*	34	7-16	4-8	6-6	0-1-1	2	3	1	0	0	24
at Northern Ky.											
at Northern Ky.											
Wright St.											
Wright St.											
Milwaukee											
Milwaukee											
at Green Bay											
at Green Bay											
UIC											
UIC											
at Y'town St.											
at Y'town St.											
HL 1st Round											
HL 2nd Round											
HL Semis											
HL Finals											

\* denotes starter

#### CAREER STATS

Season	GP-GS	MIN-Avg	FG	Pct.	3FG	Pct.	FT	Pct.
2017-18	30-4	630-21.0	69-173	.399	51-126	.405	24-30	.800
2018-19	33-1	790-23.9	131-368	.356	78-247	.316	55-63	.873
2019-20	32-31	1131-35.3	175-482	.363	115-315	.365	67-87	.770
2020-21	4-2	107-26.8	15-44	.341	9-23	.391	6-6	1.000
TOTALS	99-38	2658-26.8	390-1067	.366	253-711	.356	152-186	.817

#### REBOUNDS

Season	O-D-REB-AVG.	PF-DQ	AST	TO	BLK	STL	PTS-PPG
2017-18	12-24-36-1.2	42-0	35	39	1	14	213-7.1
2018-19	10-58-68-2.1	53-0	65	49	2	29	395-12.0
2019-20	12-88-100-3.1	59-1	110	86	3	38	532-16.6
2020-21	2-5-7-1.8	8-0	8	10	0	4	45-11.3
TOTALS	36-175-211-2.1	162-1	218	184	6	85	1185-12.0



### BOBBY HARVEY

Junior | Guard  
6-3 | 200  
Chicago, Ill.  
Hillcrest (Wabash Valley J.C.)

Birthdate: Nov. 20, 1999 (age 21)  
Major: General Studies

# #2

#### QUICK NOTES

Joins the Jaguars from Wabash Valley J.C. where he averaged 11.9 points and hit 71 3's last season...helped Wabash Valley to a 21-11 mark last season...played his freshman year at Maryville University where he was voted to the GLVC All-Freshman Team...was one of the top players in the Chicagoland-area his senior year at Hillcrest where he was named the South Suburban Conference Player of the Year.

#### FAST NUMBERS

	SEASON	CAREER
DOUBLE DIGIT SCORING GAMES:	1	1
GAMES STARTED:	4	4

TIMES HE'S LED THE TEAM IN:	PTS	REB	AST	STL	BLK
(SEASON/CAREER)	1/1	0/0	0/0	0/0	0/0

#### CAREER/SEASON HIGHS

CAREER HIGH	CATEGORY	SEASON HIGH
18 at Milwaukee (1/8/2021)	PTS	18 at Milwaukee (1/8/2021)
5 at Milwaukee (1/8/2021)	REB	5 at Milwaukee (1/8/2021)
---	AST	---
6 at Milwaukee (1/8/2021)	FG	6 at Milwaukee (1/8/2021)
13 at Milwaukee (1/8/2021)	FGA	13 at Milwaukee (1/8/2021)
2 at Milwaukee (1/8/2021)	3FG	2 at Milwaukee (1/8/2021)
7 at Milwaukee (1/8/2021)	3FGA	7 at Milwaukee (1/8/2021)
4 at Milwaukee (1/8/2021)	FT	4 at Milwaukee (1/8/2021)
6 at Milwaukee (1/8/2021)	FTA	6 at Milwaukee (1/8/2021)
1 - twice	STL	1 - twice
1 vs. Tennessee St. (12/12/2020)	BLK	1 vs. Tennessee St. (12/12/2020)
30 vs. Tennessee St. (12/12/2020)	MIN	30 vs. Tennessee St. (12/12/2020)

#### GAME-BY-GAME

Opponent	MIN	FG	3FG	FT	O-D-T	PF	A	TO	B	S	PTS
Tennessee St.*	30	3-9	1-5	0-0	0-1-1	1	0	5	1	0	7
Cleveland St.	5	1-1	1-1	0-2	0-0-0	0	0	1	0	0	3
Cleveland St.*	23	2-8	1-6	0-0	0-2-2	1	0	1	0	1	5
at Milwaukee*	28	6-13	2-7	4-6	0-5-5	0	0	1	0	1	18
at Milwaukee*	25	2-7	1-4	0-0	1-2-3	4	0	3	0	0	5
at Northern Ky.											
at Northern Ky.											
Wright St.											
Wright St.											
Milwaukee											
Milwaukee											
at Green Bay											
at Green Bay											
UIC											
UIC											
at Y'town St.											
at Y'town St.											
HL 1st Round											
HL 2nd Round											
HL Semis											
HL Finals											

\* denotes starter

#### CAREER STATS

Season	GP-GS	MIN-Avg	FG	Pct.	3FG	Pct.	FT	Pct.
2020-21	5-4	111-22.2	14-38	.368	6-23	.261	4-8	.500
TOTALS	5-4	111-22.2	14-38	.368	6-23	.261	4-8	.500

#### REBOUNDS

Season	O-D-REB-AVG.	PF-DQ	AST	TO	BLK	STL	PTS-PPG
2020-21	1-10-11-2.2	6-0	0	11	1	2	38-7.6
TOTALS	1-10-11-2.2	6-0	0	11	1	2	38-7.6

## PLAYER BIOS



### BAKARI LaSTRAP

# #4

**Freshman | Guard**  
**6-0 | 170**  
**Houston, Texas**  
**The Woodlands Christian Academy**

**Birthdate:** July 10, 2001 (age 19)  
**Major:** Undeclared

#### QUICK NOTES

Jaguars lone freshman on the roster... joins the Jaguars from The Woodlands (Texas) Christian Academy where he won two TAPPS Class 4A state titles (2018 & 2020) and also earned a runner-up finish in 2019... named the All-Greater Houston Private School Player of the Year by the Houston Chronicle in 2020... capped a 21-point performance in the 2020 title game by catching a lob from a teammate for a dunk that received more than 12,000 views on Twitter... he and McClure are the 2nd and 3rd-ever players to come from Texas, joining Taveion White from last year.

#### FAST NUMBERS

	SEASON	CAREER
<b>DOUBLE DIGIT SCORING GAMES:</b>	0	0
<b>GAMES STARTED:</b>	0	0
<b>DUNKS:</b>	1	1

<b>TIMES HE'S LED THE TEAM IN:</b>	PTS	REB	AST	STL	BLK
(SEASON/CAREER)	0/0	0/0	2/2	1/1	0/0

#### CAREER/SEASON HIGHS

CAREER HIGH	CATEGORY	SEASON HIGH
9 - twice	PTS	9 - twice
5 vs. Cleveland St. (1/1/2021)	REB	5 vs. Cleveland St. (1/1/2021)
6 vs. Cleveland St. (1/1/2021)	AST	6 vs. Cleveland St. (1/1/2021)
3 - twice	FG	3 - twice
8 vs. Cleveland St. (1/1/2021)	FGA	8 vs. Cleveland St. (1/1/2021)
1 vs. Cleveland St. (1/2/2021)	3FG	1 vs. Cleveland St. (1/2/2021)
1 - 4x	3FGA	1 - 4x
3 - twice	FT	3 - twice
5 vs. Tennessee St. (12/12/2020)	FTA	5 vs. Tennessee St. (12/12/2020)
3 vs. Cleveland St. (1/2/2021)	STL	3 vs. Cleveland St. (1/2/2021)
---	BLK	---
27 vs. Cleveland St. (1/1/2021)	MIN	27 vs. Cleveland St. (1/1/2021)

#### GAME-BY-GAME

Opponent	MIN	FG	3FG	FT	O-D-T	PF	A	TO	B	S	PTS
Tennessee St.	14	3-6	0-1	3-5	0-1-1	0	0	0	0	1	9
Cleveland St.	27	3-8	0-1	3-4	3-2-5	4	6	3	0	1	9
Cleveland St.	21	1-4	1-1	1-2	0-3-3	4	4	2	0	3	4
at Milwaukee	15	1-3	0-1	0-0	0-4-4	1	3	2	0	0	2
at Milwaukee	4	0-1	0-0	0-0	0-0-0	0	0	0	0	0	0
at Northern Ky.											
at Northern Ky.											
Wright St.											
Wright St.											
Milwaukee											
Milwaukee											
at Green Bay											
at Green Bay											
UIC											
UIC											
at Y'town St.											
at Y'town St.											
HL 1st Round											
HL 2nd Round											
HL Semis											
HL Finals											

\* denotes starter

#### CAREER STATS

Season	GP-GS	MIN-Avg	FG	Pct.	3FG	Pct.	FT	Pct.
2020-21	5-0	81-16.2	8-22	.364	1-4	.250	7-11	.636
<b>TOTALS</b>	<b>5-0</b>	<b>81-16.2</b>	<b>8-22</b>	<b>.364</b>	<b>1-4</b>	<b>.250</b>	<b>7-11</b>	<b>.636</b>

#### REBOUNDS

Season	O-D-REB-AVG.	PF-DQ	AST	TO	BLK	STL	PTS-PPG
2020-21	3-10-13-2.6	9-0	13	7	0	5	24-4.8
<b>TOTALS</b>	<b>3-10-13-2.6</b>	<b>9-0</b>	<b>13</b>	<b>7</b>	<b>0</b>	<b>5</b>	<b>24-4.8</b>



### NATHAN McClURE

# #5

**Sophomore | Guard**  
**6-4 | 175**  
**Houston, Texas**  
**Concordia Lutheran (State Fair C.C.)**

**Birthdate:** Feb. 18, 2000 (age 20)  
**Major:** General Studies

#### QUICK NOTES

Transferred to IUPUI from State Fair (Mo.) C.C. where he teamed with Dimitri Georgiadis... was a 3rd Team NJCAA Academic All-American at State Fair last season after averaging 4.6 points and 1.6 assists per game... spent his freshman campaign at Texas State where he redshirted... was a two-time TAPPS 6A All-State honoree at Concordia Lutheran (Texas) High School... was a first team all-state honoree his senior year... helped Concordia Lutheran to a 43-1 record and TAPPS 6A state title his final year... he and LaStrap are the 2nd and 3rd-ever players to come from Texas, joining Taveion White from last year.

#### FAST NUMBERS

	SEASON	CAREER
<b>DOUBLE DIGIT SCORING GAMES:</b>	0	0
<b>GAMES STARTED:</b>	0	0

<b>TIMES HE'S LED THE TEAM IN:</b>	PTS	REB	AST	STL	BLK
(SEASON/CAREER)	0/0	0/0	0/0	0/0	0/0

#### CAREER/SEASON HIGHS

CAREER HIGH	CATEGORY	SEASON HIGH
3 at Milwaukee (1/9/2021)	PTS	3 at Milwaukee (1/9/2021)
3 vs. Cleveland St. (1/2/2021)	REB	3 vs. Cleveland St. (1/2/2021)
1 - 3x	AST	1 - 3x
1 - twice	FG	1 - twice
5 vs. Tennessee St. (12/12/2020)	FGA	5 vs. Tennessee St. (12/12/2020)
1 at Milwaukee (1/9/2021)	3FG	1 at Milwaukee (1/9/2021)
2 at Milwaukee (1/9/2021)	3FGA	2 at Milwaukee (1/9/2021)
---	FT	---
---	FTA	---
1 - twice	STL	1 - twice
---	BLK	---
16 vs. Tennessee St. (12/12/2020)	MIN	16 vs. Tennessee St. (12/12/2020)

#### GAME-BY-GAME

Opponent	MIN	FG	3FG	FT	O-D-T	PF	A	TO	B	S	PTS
Tennessee St.	16	1-5	0-1	0-0	1-1-2	1	0	2	0	0	2
Cleveland St.	10	0-1	0-1	0-0	0-0-0	0	1	1	0	0	0
Cleveland St.	6	0-1	0-1	0-0	1-2-3	0	1	1	0	1	0
at Milwaukee	5	0-0	0-0	0-0	1-1-2	1	0	2	0	0	0
at Milwaukee	12	1-2	1-2	0-0	0-2-2	1	1	0	0	1	3
at Northern Ky.											
at Northern Ky.											
Wright St.											
Wright St.											
Milwaukee											
Milwaukee											
at Green Bay											
at Green Bay											
UIC											
UIC											
at Y'town St.											
at Y'town St.											
HL 1st Round											
HL 2nd Round											
HL Semis											
HL Finals											

\* denotes starter

#### CAREER STATS

Season	GP-GS	MIN-Avg	FG	Pct.	3FG	Pct.	FT	Pct.
2020-21	5-0	49-9.8	2-9	.222	1-5	.200	0-0	.000
<b>TOTALS</b>	<b>5-0</b>	<b>49-9.8</b>	<b>2-9</b>	<b>.222</b>	<b>1-5</b>	<b>.200</b>	<b>0-0</b>	<b>.000</b>

#### REBOUNDS

Season	O-D-REB-AVG.	PF-DQ	AST	TO	BLK	STL	PTS-PPG
2020-21	3-6-9-1.8	3-0	3	6	0	2	5-1.0
<b>TOTALS</b>	<b>3-6-9-1.8</b>	<b>3-0</b>	<b>3</b>	<b>6</b>	<b>0</b>	<b>2</b>	<b>5-1.0</b>

## PLAYER BIOS



### MIKE DePERSIA

# #10

**Sophomore | Guard**  
**5-11 | 170**  
**Cherry Hill, N.J.**  
**Haddonfield Memorial**

**Birthdate:** Apr. 30, 2000 (age 20)  
**Major:** Finance

#### QUICK NOTES

2020-21 Team Captain... appeared in all 32 games last year and was a two-time Horizon League Freshman of the Week... set an IUPUI freshman Division I-era record with 85 assists last season... had a 3.05 assist-to-turnover ratio in league games... starting PG on two-time New Jersey state champion Haddonfield Memorial team... named South Jersey Player of the Decade... the DePersia family is one of just four families in N.J. high school history to have three siblings all score 1,000 career points as his twin brothers, Nick and Rob, also hit for 1,000 career pts.

#### FAST NUMBERS

	SEASON		CAREER		
DOUBLE DIGIT SCORING GAMES:	1		2		
GAMES STARTED:	5		15		
TIMES HE'S LED THE TEAM IN:	PTS	REB	AST	STL	BLK
(SEASON/CAREER)	0/0	0/0	3/12	2/9	1/1

#### CAREER/SEASON HIGHS

CAREER HIGH	CATEGORY	SEASON HIGH
11 vs. Cleveland St. (12/30/19)	PTS	10 vs. Tennessee St. (12/12/2020)
6 vs. Anderson (11/11/19)	REB	4 vs. Tennessee St. (12/12/2020)
8 - twice	AST	8 vs. Tennessee St. (12/12/2020)
3 - three times	FG	3 vs. Tennessee St. (12/12/2020)
6 - twice	FGA	6 vs. Tennessee St. (12/12/2020)
1 - 6x	3FG	1 - twice
3 - twice	3FGA	2 vs. Cleveland St. (1/2/2021)
6 vs. Wright St. (1/10/2020)	FT	3 vs. Tennessee St. (12/12/2020)
10 vs. Wright St. (1/10/2020)	FTA	4 vs. Tennessee St. (12/12/2020)
3 - 4x	STL	2 - 3x
1 at Milwaukee (1/9/2021)	BLK	1 at Milwaukee (1/9/2021)
37 at Loyola Chicago (11/20/19)	MIN	36 - twice

#### GAME-BY-GAME

Opponent	MIN	FG	3FG	FT	O-D-T	PF	A	TO	B	S	PTS
Tennessee St.*	36	3-6	1-1	3-4	2-2-4	3	8	3	0	2	10
Cleveland St.*	13	0-1	0-0	0-0	0-0-0	2	5	0	0	1	0
Cleveland St.*	13	0-2	0-2	0-0	0-1-1	1	2	3	0	2	0
at Milwaukee*	17	1-1	1-1	2-3	1-2-3	3	4	0	0	0	5
at Milwaukee*	36	1-3	0-1	1-3	0-3-3	3	3	2	1	2	3
at Northern Ky.											
at Northern Ky.											
Wright St.											
Wright St.											
Milwaukee											
Milwaukee											
at Green Bay											
at Green Bay											
UIC											
UIC											
at Y'town St.											
at Y'town St.											
HL 1st Round											
HL 2nd Round											
HL Semis											
HL Finals											

\* denotes starter

#### CAREER STATS

Season	GP-GS	MIN-Avg	FG	Pct.	3FG	Pct.	FT	Pct.
2019-20	32-10	701-21.9	28-82	.341	4-34	.118	22-41	.537
2020-21	5-5	115-23.0	5-13	.385	2-5	.400	6-10	.600
<b>TOTALS</b>	<b>37-15</b>	<b>816-22.1</b>	<b>33-95</b>	<b>.347</b>	<b>6-39</b>	<b>.154</b>	<b>28-51</b>	<b>.549</b>

#### REBOUNDS

Season	O-D-REB-AVG.	PF-DQ	AST	TO	BLK	STL	PTS-PPG
2019-20	22-48-70-2.2	60-1	85	42	0	33	82-2.6
2020-21	3-8-11-2.2	12-0	22	8	1	7	18-3.6
<b>TOTALS</b>	<b>25-56-81-2.2</b>	<b>72-1</b>	<b>107</b>	<b>50</b>	<b>1</b>	<b>40</b>	<b>100-2.7</b>



### AZARIAH SEAY

# #12

**Junior | Guard**  
**6-4 | 195**  
**Montgomery, Ala.**  
**Robert E. Lee (Blinn College)**

**Birthdate:** Dec. 18, 1999 (age 21)  
**Major:** General Studies

#### QUICK NOTES

Nickname is AZ... joined the Jaguars after spending last season at Blinn (Texas) College... played his freshman campaign at Alabama State, where Coach Rimm was on staff prior to coming to IUPUI... averaged 13.5 points and shot 49 percent from the floor last season at Blinn... made 19 appearances as a true freshman at Alabama State in 2018-19... was a three-time All-Metro performer in Montgomery, Ala., and a member of the Super State Team... was the Jaguars' first commit in his recruiting class... is IUPUI's first-ever player from the state of Alabama.

#### FAST NUMBERS

	SEASON		CAREER		
DOUBLE DIGIT SCORING GAMES:	2		2		
GAMES STARTED:	1		1		
TIMES HE'S LED THE TEAM IN:	PTS	REB	AST	STL	BLK
(SEASON/CAREER)	0/0	0/0	0/0	0/0	0/0

#### CAREER/SEASON HIGHS

CAREER HIGH	CATEGORY	SEASON HIGH
14 vs. Cleveland St. (1/2/2021)	PTS	14 vs. Cleveland St. (1/2/2021)
3 - 4x	REB	3 - 3x
4 vs. Birmingham-Southern (11/14/18)	AST	2 - twice
6 vs. Cleveland St. (1/2/2021)	FG	6 vs. Cleveland St. (1/2/2021)
9 vs. Cleveland St. (1/2/2021)	FGA	9 vs. Cleveland St. (1/2/2021)
3 at Akron (11/28/18)	3FG	2 - twice
4 - twice	3FGA	4 - twice
2 at Jackson State (3/12/19)	FT	1 - twice
2 - 5x	FTA	2 - twice
2 vs. Alcorn State (1/26/19)	STL	1 - twice
1 vs. Birmingham-Southern (11/14/18)	BLK	---
25 at Milwaukee (1/8/2021)	MIN	25 at Milwaukee (1/8/2021)

#### GAME-BY-GAME

Opponent	MIN	FG	3FG	FT	O-D-T	PF	A	TO	B	S	PTS
Tennessee St.	13	2-5	2-3	1-2	1-2-3	0	2	1	0	1	7
Cleveland St.	14	4-8	0-2	0-0	0-1-1	1	0	0	0	0	8
Cleveland St.	18	6-9	2-4	0-0	1-2-3	2	0	3	0	0	14
at Milwaukee*	25	5-8	1-4	1-2	0-3-3	3	0	1	0	0	12
at Milwaukee	17	0-3	0-1	0-0	0-1-1	2	2	0	0	1	0
at Northern Ky.											
at Northern Ky.											
Wright St.											
Wright St.											
Milwaukee											
Milwaukee											
at Green Bay											
at Green Bay											
UIC											
UIC											
at Y'town St.											
at Y'town St.											
HL 1st Round											
HL 2nd Round											
HL Semis											
HL Finals											

\* denotes starter

#### CAREER STATS

Season	GP-GS	MIN-Avg	FG	Pct.	3FG	Pct.	FT	Pct.
2018-19*	19-0	127-6.7	12-41	.293	6-24	.250	4-7	.571
2020-21	5-1	87-17.4	17-33	.515	5-14	.357	2-4	.500
<b>TOTALS</b>	<b>5-1</b>	<b>87-17.4</b>	<b>17-33</b>	<b>.515</b>	<b>5-14</b>	<b>.357</b>	<b>2-4</b>	<b>.500</b>


#### REBOUNDS

Season	O-D-REB-AVG.	PF-DQ	AST	TO	BLK	STL	PTS-PPG
2018-19*	8-9-7-0.9	21-0	8	7	1	6	34-1.8
2020-21	2-9-11-2.2	8-0	4	5	0	2	41-8.2
<b>TOTALS</b>	<b>2-9-11-2.2</b>	<b>8-0</b>	<b>4</b>	<b>5</b>	<b>0</b>	<b>2</b>	<b>41-8.2</b>

\*at Alabama State / TOTALS only reflect IUPUI totals



## PLAYER BIOS



### MARCUS BURK

Senior | Guard  
6-3 | 195  
Indianapolis, Ind.  
Franklin Central (Campbell)

Birthdate: Sept. 27, 1997 (age 23)  
Major: General Studies

# #14

#### QUICK NOTES

2nd Team All-Horizon Leaguer last season and preseason 1st teamer this year... 2020-21 team captain... his 21.3 ppg scoring average last year was the highest by an IUPUI player since George Hill's 21.5 mark in 2007-2008... two-time Horizon League Player of the Week last season... hit 93 3's and totaled 682 points in his first year at IUPUI... born in Gary, Ind... played his first two seasons at Campbell... he and teammate Chris Clemons (42 pts, 10-14 3's) each hit 10 3's in a game against Liberty on Jan. 22, 2018... has 1,476 career points between IUPUI and Campbell.

#### FAST NUMBERS

	SEASON	CAREER			
DOUBLE DIGIT SCORING GAMES:	4	33			
20+ POINT SCORING GAMES:	0	19			
30+ POINT SCORING GAMES:	0	4			
DOUBLE DIGIT REBOUNDING GAMES:	0	1			
DOUBLE-DOUBLES:	0	1			
GAMES STARTED:	5	37			
DUNKS:	0	4			
TIMES HE'S LED THE TEAM IN:	PTS	REB	AST	STL	BLK
(SEASON/CAREER)	3/26	0/2	0/2	4/13	1/8

#### CAREER/SEASON HIGHS

CAREER HIGH	CATEGORY	SEASON HIGH
39 at Oakland (1/25/20)	PTS	18 - twice
10 at Detroit Mercy (1/23/20)	REB	4 vs. Tennessee St. (12/12/2020)
7 vs. The Citadel (12/14/17)	AST	2 - 4x
13 vs. Green Bay (2/6/20)	FG	8 vs. Cleveland St. (1/1/2021)
24 - twice	FGA	17 at Milwaukee (1/8/2021)
10 at Liberty (1/23/18)	3FG	3 at Milwaukee (1/9/2021)
16 at Liberty (1/23/18)	3FGA	8 - twice
9 - twice	FT	4 - twice
13 vs. Milwaukee (2/8/2020)	FTA	7 vs. Tennessee St. (12/12/2020)
4 - twice	STL	3 - twice
2 - twice	BLK	2 vs. Cleveland St. (1/1/2021)
44 at Oakland (1/25/20)	MIN	37 vs. Cleveland St. (1/1/2021)

#### GAME-BY-GAME

Opponent	MIN	FG	3FG	FT	O-D-T	PF	A	TO	B	S	PTS
Tennessee St.*	36	6-15	2-6	4-7	0-4-4	1	2	1	1	2	18
Cleveland St.*	37	8-15	1-6	1-2	0-2-2	2	2	1	2	2	18
Cleveland St.*	33	5-12	1-6	4-4	0-2-2	4	0	6	0	3	15
at Milwaukee*	32	3-17	1-8	2-2	0-2-2	2	2	2	0	3	9
at Milwaukee*	27	6-14	3-8	0-0	0-2-2	4	2	4	0	1	15
at Northern Ky.											
at Northern Ky.											
Wright St.											
Wright St.											
Milwaukee											
Milwaukee											
at Green Bay											
at Green Bay											
UIC											
UIC											
at Y'town St.											
at Y'town St.											
HL 1st Round											
HL 2nd Round											
HL Semis											
HL Finals											

\* denotes starter

#### CAREER STATS

Season	GP-GS	MIN-Avg	FG	Pct.	3FG	Pct.	FT	Pct.
2016-17*	36-12	754-20.9	96-224	.429	67-167	.401	29-37	.784
2017-18*	33-32	1050-31.8	173-353	.490	91-226	.403	51-60	.850
2019-20	32-32	1116-34.9	237-548	.432	93-241	.386	115-147	.782
2020-21	5-5	165-33.0	28-73	.384	8-34	.235	11-15	.733
TOTALS	37-37	1281-34.6	265-621	.427	101-275	.367	126-162	.778

#### REBOUNDS

Season	O-D-REB-AVG.	PF-DQ	AST	TO	BLK	STL	PTS-PPG
2016-17*	9-78-87-2.4	51-0	28	25	3	17	288-8.0
2017-18*	19-100-119-3.6	58-1	38	45	8	42	488-14.8
2019-20	18-92-110-3.4	88-2	62	77	8	37	682-21.3
2020-21	0-12-12-2.4	13-0	8	14	3	11	75-15.0
TOTALS	18-104-122-3.3	101-2	70	91	11	48	757-20.5

\*at Campbell | TOTALS only reflect IUPUI totals



### AMRIT DHALIWAL

(AM-rit) (DOLL-ee-woll)

Sophomore | Guard  
6-0 | 175  
Modesto, Calif.  
Central Catholic (Modesto C.C.)

# #15

Birthdate: Dec. 3, 1998 (age 22)  
Major: Political Science

#### QUICK NOTES

Non-scholarship addition who intends on joining the team for the second semester... played last season at Modesto (Calif.) J.C. where he averaged a team-high 13.9 points and 2.8 assists per game... hit a team-high 61 threes and had five games of 20 or more... spent the 2018-2019 season at Fresno State, where he redshirted the season... won a 2017 CIF State Championship at Central Catholic (Calif.) High School, helping his squad to a 26-8 overall record... sixth IUPUI player in school history from California and first since Khufu Najee.

#### FAST NUMBERS

		SEASON		CAREER		
DOUBLE DIGIT SCORING GAMES:		0		0		
GAMES STARTED:		0		0		
TIMES HE'S LED THE TEAM IN:		PTS	REB	AST	STL	BLK
(SEASON/CAREER)		0/0	0/0	0/0	0/0	0/0

#### CAREER/SEASON HIGHS

CAREER HIGH	CATEGORY	SEASON HIGH
---	PTS	---
---	REB	---
---	AST	---
---	FG	---
---	FGA	---
---	3FG	---
---	3FGA	---
---	FT	---
---	FTA	---
---	STL	---
---	BLK	---
---	MIN	---

#### GAME-BY-GAME

Opponent	MIN	FG	3FG	FT	O-D-T	PF	A	TO	B	S	PTS
Tennessee St.					did not play						
Cleveland St.					did not play						
Cleveland St.					did not play						
at Milwaukee					did not play						
at Milwaukee					did not play						
at Northern Ky.											
at Northern Ky.											
Wright St.											
Wright St.											
Milwaukee											
Milwaukee											
at Green Bay											
at Green Bay											
UIC											
UIC											
at Y'town St.											
at Y'town St.											
HL 1st Round											
HL 2nd Round											
HL Semis											
HL Finals											

\* denotes starter

#### CAREER STATS

Season	GP-GS	MIN-Avg	FG	Pct.	3FG	Pct.	FT	Pct.
2020-21	0-0	0-0.0	0-0	.000	0-0	.000	0-0	.000
TOTALS	0-0	0-0.0	0-0	.000	0-0	.000	0-0	.000

#### REBOUNDS

Season	O-D-REB-AVG.	PF-DQ	AST	TO	BLK	STL	PTS-PPG
2020-21	0-0-0-0.0	0-0	0	0	0	0	0-0.0
TOTALS	0-0-0-0.0	0-0	0	0	0	0	0-0.0

## PLAYER BIOS



### SAWYER STOLTZ

# #20

Sophomore | Forward  
6-9 | 200  
Huntington, Ind.  
Huntington North

Birthdate: May 3, 2000 (age 20)  
Major: Undeclared

#### QUICK NOTES

Non-scholarship addition to the team played three seasons at Huntington North where he was an HM All-State honoree following a senior year in which he averaged 13.2 points and 5.8 rebounds per game... was a 2nd team Northeast 8 Conference (NE8) honoree... played AAU basketball for Indiana Elite.

#### FAST NUMBERS

	SEASON		CAREER		
DOUBLE DIGIT SCORING GAMES:	0		0		
GAMES STARTED:	0		0		
TIMES HE'S LED THE TEAM IN:	PTS	REB	AST	STL	BLK
(SEASON/CAREER)	0/0	0/0	0/0	0/0	0/1

#### CAREER/SEASON HIGHS

CAREER HIGH	CATEGORY	SEASON HIGH
---	PTS	---
2 vs. Anderson (11/11/19)	REB	1 - twice
1 - twice	AST	1 vs. Cleveland St. (1/1/2021)
---	FG	---
1 - 4x	FGA	1 - twice
---	3FG	---
---	3FGA	---
---	FT	---
---	FTA	---
---	STL	---
1 vs. Anderson (11/11/19)	BLK	---
9 at UIC (3/3/2020)	MIN	4 at Milwaukee (1/8/2021)

#### GAME-BY-GAME

Opponent	MIN	FG	3FG	FT	O-D-T	PF	A	TO	B	S	PTS
Tennessee St.	2	0-1	0-0	0-0	1-0-1	1	0	0	0	0	0
Cleveland St.	3	0-1	0-0	0-0	0-1-1	0	1	0	0	0	0
Cleveland St.					did not play						
at Milwaukee	4	0-0	0-0	0-0	0-0-0	0	0	0	0	0	0
at Milwaukee					did not play						
at Northern Ky.											
at Northern Ky.											
Wright St.											
Wright St.											
Milwaukee											
Milwaukee											
at Green Bay											
at Green Bay											
UIC											
UIC											
at Y'town St.											
at Y'town St.											
HL 1st Round											
HL 2nd Round											
HL Semis											
HL Finals											


\* denotes starter

#### CAREER STATS

Season	GP-GS	MIN-Avg	FG	Pct.	3FG	Pct.	FT	Pct.
2019-20	10-0	31-3.1	0-2	.000	0-0	.000	0-0	.000
2020-21	3-0	9-3.0	0-2	.000	0-0	.000	0-0	.000
TOTALS	13-0	40-3.1	0-4	.000	0-0	.000	0-0	.000

#### REBOUNDS

Season	O-D-REB-AVG.	PF-DQ	AST	TO	BLK	STL	PTS-PPG
2019-20	1-4-5-0.5	5-0	1	3	1	0	0-0.0
2020-21	1-1-2-0.7	1-0	1	0	0	0	0-0.0
TOTALS	2-5-7-0.5	6-0	2	3	1	0	0-0.0



### DIMITRI GEORGIADIS

(jor-gee-ODD-diss)

# #23

Junior | Forward  
6-9 | 245  
Richmond, Va.

Benedictine College Prep (State Fair C.C.)

Birthdate: May 19, 1999 (age 21)  
Major: Communication Studies

#### QUICK NOTES

Transfer from State Fair C.C. played in 27 games, making 17 starts and was a teammate with Nathan McClure... averaged 3.9 points, 5.9 rebounds per game while shooting 42% from the floor... led the team in blocked shots (20)... played his freshman season at The Citadel (6 games total)... first language is Romanian... father Basil was a collegiate swimmer at Lawrence University and mother Gabriela played college basketball at Transylvania University in Romania... played for the Romanian U18 National Team in 2017... just second-ever IUPUI player from Virginia (Matt Crenshaw).

#### FAST NUMBERS

	SEASON		CAREER		
DOUBLE DIGIT SCORING GAMES:	0		0		
GAMES STARTED:	0		0		
TIMES HE'S LED THE TEAM IN:	PTS	REB	AST	STL	BLK
(SEASON/CAREER)	0/0	0/0	0/0	0/0	0/0

#### CAREER/SEASON HIGHS

CAREER HIGH	CATEGORY	SEASON HIGH
5 vs. Johnson (Fla.) (11/14/18)	PTS	2 vs. Tennessee St. (12/12/2020)
3 vs. Mid-Atlantic Christian (11/12/18)	REB	2 vs. Tennessee St. (12/12/2020)
1 at Texas (11/16/18)	AST	---
2 - twice	FG	---
3 - 2x	FGA	---
---	3FG	---
---	3FGA	---
2 vs. Tennessee St. (12/12/2020)	FT	2 vs. Tennessee St. (12/12/2020)
2 vs. Tennessee St. (12/12/2020)	FTA	2 vs. Tennessee St. (12/12/2020)
3 vs. Johnson (Fla.) (11/14/18)	STL	---
1 vs. Tennessee St. (12/12/2020)	BLK	1 vs. Tennessee St. (12/12/2020)
10 vs. Mid-Atlantic Christian (11/12/18)	MIN	4 vs. Tennessee St. (12/12/2020)

#### GAME-BY-GAME

Opponent	MIN	FG	3FG	FT	O-D-T	PF	A	TO	B	S	PTS
Tennessee St.	4	0-0	0-0	2-2	0-2-2	1	0	1	1	0	2
Cleveland St.	1	0-0	0-0	0-0	0-0-0	0	0	0	0	0	0
Cleveland St.					did not play						
at Milwaukee	4	0-0	0-0	0-0	0-1-1	1	0	0	0	0	0
at Milwaukee	2	0-0	0-0	0-0	0-0-0	1	0	1	0	0	0
at Northern Ky.											
at Northern Ky.											
Wright St.											
Wright St.											
Milwaukee											
Milwaukee											
at Green Bay											
at Green Bay											
UIC											
UIC											
at Y'town St.											
at Y'town St.											
HL 1st Round											
HL 2nd Round											
HL Semis											
HL Finals											

\* denotes starter

#### CAREER STATS

Season	GP-GS	MIN-Avg	FG	Pct.	3FG	Pct.	FT	Pct.
2018-19*	6-0	27-4.5	4-7	.571	0-0	.000	1-1	1.000
2020-21	4-0	11-2.8	0-0	.000	0-0	.000	2-2	1.000
TOTALS	4-0	11-2.8	0-0	.000	0-0	.000	2-2	1.000

#### REBOUNDS

Season	O-D-REB-AVG.	PF-DQ	AST	TO	BLK	STL	PTS-PPG
2018-19*	2-3-5-0.8	2-0	1	1	0	3	9-1.5
2020-21	0-3-3-0.8	3-0	0	2	1	0	2-0.5
TOTALS	0-3-3-0.8	3-0	0	2	1	0	2-0.5

\*at The Citadel / TOTALS only reflect IUPUI totals

## PLAYER BIOS



### JONAH CARRASCO (cuh-RASS-ko) #24

Junior | Forward  
6-9 | 220  
Wichita, Kan.  
Wichita North (Otero J.C.)

Birthdate: Jan. 19, 1999 (age 21)  
Major: General Studies

#### QUICK NOTES

Started all 32 games at Otero (Colo.) College last season, averaging 5.7 points and 4.0 rebounds per game while helping the Rattlers to a 25-7 record... played his freshman year at Navarro J.C. where he was a 3rd Team NJCAA Academic All-American... played in 18 games that season, averaging 2.5 points and 1.8 rebounds per game... was a standout at Wichita North (Kan.) High School before playing a postgraduate season at Next Level Prep (Kan.)... he is IUPUI's first-ever player from the state of Kansas.

#### FAST NUMBERS

	SEASON	CAREER
DOUBLE DIGIT SCORING GAMES:	0	0
GAMES STARTED:	0	0
DUNKS:	1	1

TIMES HE'S LED THE TEAM IN:	PTS	REB	AST	STL	BLK
(SEASON/CAREER)	0/0	0/0	0/0	0/0	1/1

#### CAREER/SEASON HIGHS

CAREER HIGH	CATEGORY	SEASON HIGH
2 - twice	PTS	2 - twice
2 at Milwaukee (1/9/2021)	REB	2 at Milwaukee (1/9/2021)
---	AST	---
1 - twice	FG	1 - twice
1 - twice	FGA	1 - twice
---	3FG	---
---	3FGA	---
---	FT	---
1 vs. Tennessee St. (12/12/2020)	FTA	1 vs. Tennessee St. (12/12/2020)
---	STL	---
1 - twice	BLK	1 - twice
7 - twice	MIN	7 - twice

#### GAME-BY-GAME

Opponent	MIN	FG	3FG	FT	O-D-T	PF	A	TO	B	S	PTS
Tennessee St.	3	1-1	0-0	0-1	1-0-1	1	0	0	1	0	2
Cleveland St.	7	1-1	0-0	0-0	0-0-0	1	0	2	0	0	2
Cleveland St.	7	0-0	0-0	0-0	0-0-0	0	0	2	0	0	0
at Milwaukee	7	0-0	0-0	0-0	0-0-0	2	0	0	0	0	0
at Milwaukee	3	0-0	0-0	0-0	0-2-2	0	0	0	1	0	0
at Northern Ky.											
at Northern Ky.											
Wright St.											
Wright St.											
Milwaukee											
Milwaukee											
at Green Bay											
at Green Bay											
UIC											
UIC											
at Y'town St.											
at Y'town St.											
HL 1st Round											
HL 2nd Round											
HL Semis											
HL Finals											

\* denotes starter

#### CAREER STATS

Season	GP-GS	MIN-Avg	FG	Pct.	3FG	Pct.	FT	Pct.
2020-21	5-0	27-5.4	2-2	1.000	0-0	.000	0-1	.000
TOTALS	5-0	27-5.4	2-2	1.000	0-0	.000	0-1	.000

#### REBOUNDS

Season	O-D-REB-AVG.	PF-DQ	AST	TO	BLK	STL	PTS-PPG
2020-21	1-2-3-0.6	4-0	0	4	2	0	4-0.8
TOTALS	1-2-3-0.6	4-0	0	4	2	0	4-0.8



### ELYJAH GOSS (same as Elijah) #32

Senior | Forward  
6-7 | 215  
Bolingbrook, Ill.  
Plainfield East

Birthdate: April 28, 1998 (age 22)  
Major: Nutrition/Sport Tourism Certificate

#### QUICK NOTES

2020 Horizon League All-Defensive Team selection... 2020-21 team captain... set a school record with 369 rebounds last season and is on pace to become the program's all-time leader in rebounds... owns six career games of 17 boards or more, including having grabbed a school record 21 in a game last year... owns 34 career double-digit rebound games and 16 double-doubles... tied IUPUI's D1 record with 12 double-doubles last season... already earned his degree in Sports Management and is now pursuing certificates in nutrition and sport tourism... named to the NABC Honors Court last season.

#### FAST NUMBERS

	SEASON	CAREER
DOUBLE DIGIT SCORING GAMES:	2	26
20+ POINT SCORING GAMES:	0	1
DOUBLE DIGIT REBOUNDING GAMES:	4	34
DOUBLE-DOUBLES:	2	17
GAMES STARTED:	5	39
DUNKS:	2	68

TIMES HE'S LED THE TEAM IN:	PTS	REB	AST	STL	BLK
(SEASON/CAREER)	0/1	5/49	0/3	1/13	1/34

#### CAREER/SEASON HIGHS

CAREER HIGH	CATEGORY	SEASON HIGH
23 vs. Detroit Mercy (2/29/20)	PTS	12 vs. Cleveland St. (1/1/2021)
21 vs. IU South Bend (12/10/19)	REB	16 vs. Tennessee St. (12/12/2020)
4 at Oakland (1/25/20)	AST	1 - 4x
11 vs. Detroit Mercy (2/29/20)	FG	4 - 3x
15 vs. Detroit Mercy (2/29/20)	FGA	7 - twice
2 at Boston College (11/14/18)	3FG	---
3 - 4x	3FGA	1 vs. Tennessee St. (12/12/2020)
6 vs. Cleveland State (1/10/19)	FT	5 vs. Tennessee St. (12/12/2020)
10 vs. Youngstown State (12/28/19)	FTA	6 vs. Tennessee St. (12/12/2020)
3 vs. Cleveland St. (1/2/2021)	STL	3 vs. Cleveland St. (1/2/2021)
6 at Milwaukee (1/3/20)	BLK	3 vs. Tennessee St. (12/12/2020)
40 - twice	MIN	38 - twice

#### GAME-BY-GAME

Opponent	MIN	FG	3FG	FT	O-D-T	PF	A	TO	B	S	PTS
Tennessee St.*	28	1-5	0-1	5-6	3-13-16	3	1	2	3	0	7
Cleveland St.*	38	4-7	0-0	4-5	3-9-12	3	1	4	0	1	12
Cleveland St.*	38	4-5	0-0	1-2	3-7-10	1	1	0	0	3	9
at Milwaukee*	29	3-6	0-0	2-5	1-7-8	3	1	2	0	0	8
at Milwaukee*	33	4-7	0-0	2-4	1-12-13	1	0	3	0	1	10
at Northern Ky.											
at Northern Ky.											
Wright St.											
Wright St.											
Milwaukee											
Milwaukee											
at Green Bay											
at Green Bay											
UIC											
UIC											
at Y'town St.											
at Y'town St.											
HL 1st Round											
HL 2nd Round											
HL Semis											
HL Finals											

\* denotes starter

#### CAREER STATS

Season	GP-GS	MIN-Avg	FG	Pct.	3FG	Pct.	FT	Pct.
2017-18	30-0	414-13.8	41-93	.441	4-13	.308	22-29	.759
2018-19	31-25	710-22.9	79-150	.527	7-24	.292	46-65	.708
2019-20	32-29	995-31.1	116-238	.487	1-16	.063	58-104	.558
2020-21	5-5	166-33.2	16-30	.533	0-1	.000	14-22	.636
TOTALS	98-59	2285-23.3	252-511	.493	12-54	.222	140-220	.636

#### REBOUNDS

Season	O-D-REB-AVG.	PF-DQ	AST	TO	BLK	STL	PTS-PPG
2017-18	38-68-106-3.5	46-0	12	20	11	12	108-3.6
2018-19	61-135-196-6.3	51-0	23	28	24	19	211-6.8
2019-20	123-246-369-11.5	82-2	28	50	33	16	291-9.1
2020-21	11-48-59-11.8	11-0	4	11	3	5	46-9.2
TOTALS	233-497-730-7.4	190-2	67	109	71	52	656-6.7

## PLAYER BIOS



### DIMITAR PANDEV

(DIM-ee-tar) (PAN-dev)

# #33

Junior | Forward

6-10 | 225

Strumica, Macedonia

The Skill Factory (Clarendon College)

Birthdate: Oct. 9, 1997 (age 23)

Major: General Studies

#### QUICK NOTES

Nicknamed Panda by teammates... final addition to the Jaguars' recruiting class this past season... transferred to IUPUI from Clarendon (Texas) College where he averaged 3.5 points and 4.0 rebounds per game... played his freshman year at Salt Lake (Utah) C.C.... played for U20 North Macedonia in the U20 European Championships during the 2017-18 international season... later played for the Atlanta-based The Skill Factory upon coming to the U.S.... just the third European to play for the Jags, joining Petar Macura (Croatia) and Michal Vavrek (Slovakia).

#### FAST NUMBERS

	SEASON	CAREER
DOUBLE DIGIT SCORING GAMES:	0	0
GAMES STARTED:	3	3

TIMES HE'S LED THE TEAM IN:	PTS	REB	AST	STL	BLK
(SEASON/CAREER)	0/0	0/0	0/0	0/0	1/1



### ACTON SHIRLEY

# #50

Junior | Center

7-0 | 260

Zebulon, Ga.

Pike County (Saddleback College)

Birthdate: May 3, 2000 (age 20)

Major: General Studies

#### QUICK NOTES

Third 7-footer in IUPUI history (Bill Van Senus & Ahmed Ismail)... joined Jags from Saddleback (Calif.) College where he averaged 4.0 points and 1.7 rebounds per game and shot 76% from the floor and 84% from the line last season... redshirted as a freshman at Gardner-Webb in 2017-18 before playing a season at North Georgia in 2018-19... starred at Pike County High School in Zebulon, Ga. (50 miles south of Atlanta) where he competed in basketball, wrestling and track & field... named Class 3A South All-State as a senior... third IUPUI player ever from Georgia (Mike Lunday & D.A. Harvey)

#### FAST NUMBERS

	SEASON	CAREER
DOUBLE DIGIT SCORING GAMES:	0	0
GAMES STARTED:	0	0

TIMES HE'S LED THE TEAM IN:	PTS	REB	AST	STL	BLK
(SEASON/CAREER)	0/0	0/0	0/0	0/0	1/1

#### CAREER/SEASON HIGHS

CAREER HIGH	CATEGORY	SEASON HIGH
5 vs. Tennessee St. (12/12/2020)	PTS	5 vs. Tennessee St. (12/12/2020)
6 vs. Cleveland St. (1/1/2021)	REB	6 vs. Cleveland St. (1/1/2021)
3 vs. Cleveland St. (1/2/2021)	AST	3 vs. Cleveland St. (1/2/2021)
2 vs. Tennessee St. (12/12/2020)	FG	2 vs. Tennessee St. (12/12/2020)
7 vs. Tennessee St. (12/12/2020)	FGA	7 vs. Tennessee St. (12/12/2020)
1 - twice	3FG	1 - twice
3 vs. Cleveland St. (1/1/2021)	3FGA	3 vs. Cleveland St. (1/1/2021)
1 at Milwaukee (1/8/2021)	FT	1 at Milwaukee (1/8/2021)
2 vs. Cleveland St. (1/1/2021)	FTA	2 vs. Cleveland St. (1/1/2021)
1 vs. Cleveland St. (1/2/2021)	STL	1 vs. Cleveland St. (1/2/2021)
1 vs. Cleveland St. (1/2/2021)	BLK	1 vs. Cleveland St. (1/2/2021)
16 vs. Cleveland St. (1/2/2021)	MIN	16 vs. Cleveland St. (1/2/2021)

#### GAME-BY-GAME

Opponent	MIN	FG	3FG	FT	O-D-T	PF	A	TO	B	S	PTS
Tennessee St.*	15	2-7	1-2	0-0	1-2-3	2	1	1	0	0	5
Cleveland St.*	15	0-4	0-3	0-2	2-4-6	1	0	1	0	0	0
Cleveland St.*	16	0-4	0-2	0-0	0-1-1	0	3	1	1	1	0
at Milwaukee	5	1-1	0-0	1-1	1-1-2	0	0	0	0	0	3
at Milwaukee	5	1-1	1-1	0-0	0-0-0	2	0	1	0	0	3
at Northern Ky.											
at Northern Ky.											
Wright St.											
Wright St.											
Milwaukee											
Milwaukee											
at Green Bay											
at Green Bay											
UIC											
UIC											
at Y'town St.											
at Y'town St.											
HL 1st Round											
HL 2nd Round											
HL Semis											
HL Finals											

\* denotes starter

#### CAREER STATS

Season	GP-GS	MIN-Avg	FG	Pct.	3FG	Pct.	FT	Pct.
2020-21	3-3	46-15.3	2-15	.133	1-7	.143	0-2	.000
TOTALS	3-3	46-15.3	2-15	.133	1-7	.143	0-2	.000

#### REBOUNDS

Season	O-D-REB-AVG.	PF-DQ	AST	TO	BLK	STL	PTS-PPG
2020-21	3-7-10-3.3	3-0	4	3	1	1	5-1.7
TOTALS	3-7-10-3.3	3-0	4	3	1	1	5-1.7

#### CAREER/SEASON HIGHS

CAREER HIGH	CATEGORY	SEASON HIGH
2 - twice	PTS	2 - twice
1 at Milwaukee (1/8/2021)	REB	1 at Milwaukee (1/8/2021)
1 vs. Cleveland St. (1/1/2021)	AST	1 vs. Cleveland St. (1/1/2021)
1 - twice	FG	1 - twice
2 vs. Cleveland St. (1/2/2021)	FGA	2 vs. Cleveland St. (1/2/2021)
---	3FG	---
---	3FGA	---
---	FT	---
---	FTA	---
---	STL	---
1 vs. Cleveland St. (1/2/2021)	BLK	1 vs. Cleveland St. (1/2/2021)
7 at Milwaukee (1/8/2021)	MIN	7 at Milwaukee (1/8/2021)

#### GAME-BY-GAME

Opponent	MIN	FG	3FG	FT	O-D-T	PF	A	TO	B	S	PTS
Tennessee St.	3	0-0	0-0	0-0	0-0-0	2	0	0	0	0	0
Cleveland St.	2	0-0	0-0	0-0	0-0-0	0	1	0	0	0	0
Cleveland St.	2	1-2	0-0	0-0	0-0-0	1	0	0	1	0	2
at Milwaukee	7	1-1	0-0	0-0	1-0-1	3	0	1	0	0	2
at Milwaukee	2	0-0	0-0	0-0	0-0-0	0	0	0	0	0	0
at Northern Ky.											
at Northern Ky.											
Wright St.											
Wright St.											
Milwaukee											
Milwaukee											
at Green Bay											
at Green Bay											
UIC											
UIC											
at Y'town St.											
at Y'town St.											
HL 1st Round											
HL 2nd Round											
HL Semis											
HL Finals											

\* denotes starter

#### CAREER STATS

Season	GP-GS	MIN-Avg	FG	Pct.	3FG	Pct.	FT	Pct.
2020-21	3-0	7-2.3	1-2	.500	0-0	.000	0-0	.000
TOTALS	3-0	7-2.3	1-2	.500	0-0	.000	0-0	.000

#### REBOUNDS

Season	O-D-REB-AVG.	PF-DQ	AST	TO	BLK	STL	PTS-PPG
2020-21	0-0-0-0.0	3-0	1	0	1	0	2-0.7
TOTALS	0-0-0-0.0	3-0	1	0	1	0	2-0.7



## RECORD BOOKS

### CAREER RECORDS

#### Scoring

Rk.	Pts	Name	Year(s)
1.	2,556	Carlos Knox	1994-98
2.	2,454	Aldray Gibson	1983-87
3.	2,286	Alex Young	2008-12
4.	1,928	Jesse Bingham	1985-89
5.	1,619	George Hill	2004-08
6.	1,558	Jared Lux	1992-95
7.	1,464	Leroy Nobles	2007-11
8.	1,447	Kim King	1978-83
9.	1,395	Todd Schabel	1985-89
10.	1,373	Ron Angevine	1979-83
11.	1,340	Don Carlisle	1997-01
12.	1,319	Brandon Cole	2002-06
13.	1,247	Eric McKay	1982-85
14.	1,185	Jaylen Minnett	2017-pr.
15.	1,182	Charles Price	1997-02
16.	1,170	Odell Bradley	2002-04
17.	1,134	Greg Wright	1987-90
18.	1,131	Robert Glenn	2008-10
19.	1,127	Jeff Roach	1985-88
20.	1,123	Martin Reedus	1987-90
21.	1,103	Bob Woodford	1973-77
22.	1,049	Chad Pate	1991-93
23.	1,042	Darell Combs	2015-17
24.	1,014	Jon Avery	2006-10

#### Three Point Field Goals Made

Rk.	3FG	Name	Year(s)
1.	253	Jaylen Minnett	2017-pres.
2.	238	Brandon Cole	2002-06
3.	215	Rodney Thomas	1996-00
4.	208	Carlos Knox	1994-98
5.	202	Alex Young	2008-12
6.	196	Gary Patterson	2006-09
7.	186	Leroy Nobles	2007-11
	186	Akeem Clark	2003-05

#### Three Point Field Goals Attempted

Rk.	3FGA	Name	Year(s)
1.	711	Jaylen Minnett	2017-pres.
2.	673	Brandon Cole	2002-06
3.	576	Alex Young	2008-12
4.	499	Carlos Knox	1994-98
5.	490	Akeem Clark	2003-05
6.	468	Leroy Nobles	2007-11
7.	459	Gary Patterson	2006-09

#### Rebounds

Rk.	Reb	Name	Year(s)
1.	769	Don Carlisle	1997-01
2.	730	Elyjah Goss	2017-pr.
3.	703	Brandon Cole	2002-06
	703	Jesse Bingham	1985-89
5.	688	Charles Price	1997-02
6.	668	Alex Young	2008-12
7.	639	Tony Long	1987-91
8.	632	Billy Pettiford	2006-10
9.	623	Eric McKay	1982-85
10.	602	Evan Hall	2014-19

#### Blocked Shots

Rk.	Blk	Name	Year(s)
1.	165	Charles Price	1997-02
2.	118	David Dickey	1994-98
3.	100	Robert Glenn	2008-10
4.	93	Evan Hall	2014-19
5.	89	Alex Young	2008-12
6.	88	Mitch Patton	2010-14
7.	83	Billy Pettiford	2006-10
8.	82	Jon Avery	2006-10
t-9.	71	Elyjah Goss	2017-pr.
t-9.	71	Angelo Smith	2005-07
11.	66	Marcellus Barksdale	2011-16
t-12.	64	James Booyer	2003-05
t-12.	64	Don Carlisle	1997-01
t-12.	64	Anthony Winburn	1995-97

### SINGLE SEASON RECORDS

#### Total Rebounds

Rk.	Reb	Name	Year
1.	369	Elyjah Goss	2019-20
2.	337	Dale Taylor	1975-76
3.	294	Jesse Bingham	1988-89

#### Rebound Average

Rk.	RPG	Name	Year
1.	12.48	Dale Taylor	1975-76
2.	11.53	Elyjah Goss	2019-20
3.	9.35	Dale Taylor	1976-77
4.	8.94	Eric McKay	1983-84
5.	8.76	Anthony Winburn	1995-96

#### Double-Doubles (D1 era only)

Rk.	DD	Name	Year
1.	12	Elyjah Goss	2019-20
	12	Odell Bradley	2003-04
3.	10	Josh Murray	2002-03
4.	9	George Hill	2007-08

#### Threes Made

Rk.	3FG	Name	Year
1.	115	Jaylen Minnett	2019-20
2.	109	Akeem Clark	2003-04
3.	96	Carlos Knox	1997-98
4.	93	Marcus Burk	2019-20
	93	Gary Patterson	2007-08
6.	90	Camron Justice	2018-19
7.	84	Bryan Buchanan	2001-02
8.	81	Brandon Cole	2005-06
9.	78	Jaylen Minnett	2018-19
10.	77	Akeem Clark	2004-05
	77	Josh Mullins	2002-03

### SINGLE GAME RECORDS

#### Rebounds

Rk.	Reb	Name	Date
1.	21	Elyjah Goss vs. IUSB	12-10-2019
2.	20	Michael Boles vs. IUSB	3-7-1993
	20	Austris Purvlicis vs. IPFW	1-18-1975
4.	19	Lyonell Gaines vs. IUN	12-11-2012
	19	Tony Hawkins vs. Purdue Cal.	1-15-1982
6.	18	Elyjah Goss at UIC	2-22-2020
	18	Elyjah Goss at Oakland	1-25-2020
	18	Elyjah Goss vs. Y'town St.	12-28-2019
	18	Odell Bradley vs. Ball St.	12-20-2003
	18	Rhett Dallas vs. Ind. Tech	1-23-1993
	18	Jesse Bingham vs. Anderson	11-23-1987
	18	Troy Fitts vs. Marian	2-25-1986
12.	17	Elyjah Goss at Green Bay	1-5-2020
	17	Elyjah Goss at Morehead St.	12-4-2019
	17	D.A. Harvey vs. Ind. Tech	11-28-2001
	17	Tony Long vs. S. Indiana	12-10-1989

#### Blocked Shots

Rk.	Blk	Name	Date
1.	7	John Hester vs. Ind. Tech	1-21-1997
2.	6	Elyjah Goss at Milwaukee	1-3-2020
	6	Charles Price vs. Indiana St.	12-20-2000
	6	Charles Price vs. Wilberforce	11-18-2000
5.	5	16 different times	

#### Threes Made in a Game

Rk.	3FG	Name	Date
1.	13	Rodney Thomas vs. Wilberforce	2-24-1997
2.	11	Gary Patterson vs. Southern Utah	1-31-2008
3.	9	Gary Patterson vs. Oral Roberts	2-22-2007
	9	Akeem Clark vs. East Tennessee St.	12-27-2003
	9	Carlos Knox vs. Okla. Panhandle St.	1-5-1998
	9	Nick David vs. Virgin Islands	11-22-1997
7.	8	Jaylen Minnett vs. Green Bay	2-6-2020
	8	Marcus Burk at Oakland	1-25-2020
	8	6 other times	

# LAST FOUR BOX SCORES

## GAME #2 • CLEVELAND STATE 65, IUPUI 62 (INDIANAPOLIS - THE JUNGLE)

### Cleveland St. 65 • 5-3,5-0 Horizon

#	Player	Total		3-Ptr		Rebounds			PF	TP	A TO Blk Stl					Min
		FG-FGA	FG-FGA	FT-FTA	FT-FTA	Off	Def	Tot								
35	Deante Johnson	f	3-4	0-0	0-2	2	6	8	1	6	1	2	2	0	34	
03	Craig Beaudion	g	5-6	1-2	0-1	0	3	3	2	12	3	4	0	0	3	27
05	Tre Gomillion	g	2-11	0-0	1-2	1	3	4	7	2	4	2	6	0	0	28
24	Torrey Patton	g	5-11	1-4	3-6	4	5	9	1	14	3	2	0	0	38	
55	D'Moi Hodge	g	6-12	2-6	3-6	0	3	3	3	17	1	4	0	1	30	
00	Alec Oglesby		1-2	1-2	0-0	0	0	0	1	3	0	0	0	0	11	
01	Demetrius Terry		0-1	0-1	0-0	0	0	0	0	0	0	0	0	0	2	
02	Yahel Hill		2-3	0-1	1-2	0	0	0	1	5	1	1	0	1	13	
11	Jayson Woodrich		0-0	0-0	2-5	0	1	1	0	2	0	0	0	0	12	
12	Algevon Eichelberger		0-3	0-0	2-2	2	3	5	4	2	2	1	0	2	10	
13	Chris Greene		0-1	0-0	0-0	0	0	0	1	0	0	0	0	0	2	
50	Mabor Majak		0-0	0-0	0-0	0	0	0	0	0	0	0	0	0	3	
Team						3	0	3								
Totals			24-54	5-16	12-26	14	25	39	16	65	13	20	2	7	200	
FG % 1st Half: 15-26		57.7%	2nd half: 9-28	32.1%	Game: 24-54	44.4%										
3FG % 1st Half: 3-8		37.5%	2nd half: 2-8	25.0%	Game: 5-16	31.3%										
FT % 1st Half: 4-7		57.1%	2nd half: 8-19	42.1%	Game: 12-26	46.2%										

### IUPUI 62 • 1-1,0-1 Horizon

#	Player	Total		3-Ptr		Rebounds			PF	TP	A TO Blk Stl					Min
		FG-FGA	FG-FGA	FT-FTA	FT-FTA	Off	Def	Tot								
32	GOSS, Elyjah	f	4-7	0-0	4-5	3	9	12	3	12	1	4	0	1	38	
33	PANDEV, Dimitar	f	0-4	0-3	0-2	2	4	6	1	0	0	1	0	0	15	
00	MINNETT, Jaylen	g	4-13	2-7	0-0	2	1	3	4	10	3	5	0	2	28	
10	DePERSIA, Mike	g	0-1	0-0	0-0	0	0	0	2	0	5	0	1	0	13	
14	BURK, Marcus	g	8-15	1-6	1-2	0	2	2	2	18	2	1	2	2	37	
02	HARVEY, Bobby		1-1	1-1	0-2	0	0	0	0	3	0	1	0	0	5	
04	LaSTRAP, Bakari		3-8	0-1	3-4	3	2	5	4	9	6	3	0	1	27	
05	McCLURE, Nathan		0-1	0-1	0-0	0	0	0	0	0	1	1	0	0	10	
12	SEAY, Azariah		4-8	0-2	0-0	0	1	1	1	8	0	0	0	0	14	
20	STOLTZ, Sawyer		0-1	0-0	0-0	0	1	1	0	0	1	0	0	0	3	
23	GEORGIADIS, Dimitri		0-0	0-0	0-0	0	0	0	0	0	0	0	0	0	1	
24	CARRASCO, Jonah		1-1	0-0	0-0	0	0	0	1	2	0	2	0	0	7	
50	SHIRLEY, Acton		0-0	0-0	0-0	0	0	0	0	0	1	0	0	0	2	
Team						4	0	4								
Totals			25-60	4-21	8-15	14	20	34	18	62	20	18	2	7	200	
FG % 1st Half: 15-29		51.7%	2nd half: 10-31	32.3%	Game: 25-60	41.7%										
3FG % 1st Half: 3-9		33.3%	2nd half: 1-12	8.3%	Game: 4-21	19.0%										
FT % 1st Half: 3-6		50.0%	2nd half: 5-9	55.6%	Game: 8-15	53.3%										

Officials: Jon Campbell, Steve Honacki, Brian McNutt  
Technical fouls: Cleveland St.-None. IUPUI-GOSS, Elyjah.  
Attendance:

Score by periods	1st	2nd	Total	In	Off	2nd	Fast	Bench
Cleveland St.	37	28	65	Points	Paint	T/O	Chance	Break
IUPUI	36	26	62	CSU	IUPUI	28	21	7

Last FG - CSU 2nd-01:14, IUPUI 2nd-00:04.  
Largest lead - CSU by 6 1st-16:33, IUPUI by 3 1st-18:56.  
CSU led for 22:49, IUPUI led for 12:38. Game was tied for 04:33.  
Score tied - 8 times.  
Lead changed - 23 times.

## GAME #3 • CLEVELAND STATE 59, IUPUI 49 (INDIANAPOLIS - THE JUNGLE)

### Cleveland St. 59 • 6-3,6-0 Horizon

#	Player	Total		3-Ptr		Rebounds			PF	TP	A TO Blk Stl					Min
		FG-FGA	FG-FGA	FT-FTA	FT-FTA	Off	Def	Tot								
35	Deante Johnson	f	1-2	0-0	1-2	1	7	8	1	3	3	1	1	1	24	
03	Craig Beaudion	g	2-7	0-1	4-4	0	1	1	4	8	3	2	0	1	29	
05	Tre Gomillion	g	8-13	1-3	1-2	0	4	4	2	18	0	2	0	1	26	
24	Torrey Patton	g	5-10	2-5	0-2	2	4	6	1	12	1	3	0	3	31	
55	D'Moi Hodge	g	2-4	0-2	1-2	0	4	4	1	5	2	7	0	5	26	
00	Alec Oglesby		0-2	0-2	0-0	0	0	0	1	0	0	0	0	1	16	
01	Demetrius Terry		0-0	0-0	0-0	0	0	0	2	0	0	0	0	0	2	
02	Yahel Hill		1-2	0-1	0-0	0	1	1	1	2	1	3	0	0	11	
11	Jayson Woodrich		2-4	1-3	2-2	0	2	2	0	7	1	0	0	0	15	
12	Algevon Eichelberger		2-8	0-1	0-0	4	1	5	1	4	1	3	1	2	20	
Team						2	4	6								
Totals			23-52	4-18	9-14	9	28	37	14	59	12	21	2	14	200	
FG % 1st Half: 13-28		46.4%	2nd half: 10-24	41.7%	Game: 23-52	44.2%										
3FG % 1st Half: 1-9		11.1%	2nd half: 3-9	33.3%	Game: 4-18	22.2%										
FT % 1st Half: 1-4		25.0%	2nd half: 8-10	80.0%	Game: 9-14	64.3%										

### IUPUI 49 • 1-2,0-2 Horizon

#	Player	Total		3-Ptr		Rebounds			PF	TP	A TO Blk Stl					Min
		FG-FGA	FG-FGA	FT-FTA	FT-FTA	Off	Def	Tot								
32	GOSS, Elyjah	f	4-5	0-0	1-2	3	7	10	1	9	1	0	0	3	38	
33	PANDEV, Dimitar	f	0-4	0-2	0-0	0	1	1	0	0	3	1	1	1	16	
02	HARVEY, Bobby	g	2-8	1-6	0-0	0	2	2	1	5	0	1	0	1	23	
10	DePERSIA, Mike	g	0-2	0-2	0-0	0	1	1	1	0	2	3	0	2	13	
14	BURK, Marcus	g	5-12	1-6	4-4	0	2	2	4	15	0	6	0	3	33	
00	MINNETT, Jaylen		0-5	0-2	0-0	0	2	2	1	0	2	2	0	1	23	
04	LaSTRAP, Bakari		1-4	1-1	1-2	0	3	3	4	4	4	2	0	3	21	
05	McCLURE, Nathan		0-1	0-1	0-0	1	2	3	0	0	1	1	0	1	6	
12	SEAY, Azariah		6-9	2-4	0-0	1	2	3	2	14	0	3	0	0	18	
24	CARRASCO, Jonah		0-0	0-0	0-0	0	0	0	0	0	0	2	0	0	7	
50	SHIRLEY, Acton		1-2	0-0	0-0	0	0	0	1	2	0	0	1	0	2	
Team						2	0	2								
Totals			19-52	5-24	6-8	7	22	29	15	49	13	21	2	15	200	
FG % 1st Half: 12-29		41.4%	2nd half: 7-23	30.4%	Game: 19-52	36.5%										
3FG % 1st Half: 4-12		33.3%	2nd half: 1-12	8.3%	Game: 5-24	20.8%										
FT % 1st Half: 0-0		0.0%	2nd half: 6-8	75.0%	Game: 6-8	75.0%										

Officials: Jon Campbell, Steve Honacki, Brian McNutt  
Technical fouls: Cleveland St.-None. IUPUI-None.  
Attendance:

Score by periods	1st	2nd	Total	In	Off	2nd	Fast	Bench
Cleveland St.	28	31	59	Points	Paint	T/O	Chance	Break
IUPUI	28	21	49	CSU	IUPUI	34	26	8

Last FG - CSU 2nd-03:08, IUPUI 2nd-05:19.  
Largest lead - CSU by 11 2nd-00:39, IUPUI by 7 1st-11:04.  
CSU led for 24:03, IUPUI led for 12:20. Game was tied for 03:34.  
Score tied - 3 times.  
Lead changed - 8 times.

## GAME #4 • MILWAUKEE 94, IUPUI 70 (MILWAUKEE, WISC. - KLOTSCH CENTER)

### IUPUI 70 • 1-3,0-3 Horizon

#	Player		Total		3-Ptr		Rebounds			PF	TP	A TO Blk Stl				Min
			FG-FGA	FG-FGA	FT-FTA	Off	Def	Tot								
32	GOSS, Elyjah	f	3-6	0-0	2-5	1	7	8	3	8	1	2	0	0	29	
02	HARVEY, Bobby	g	6-13	2-7	4-6	0	5	5	0	18	0	1	0	1	28	
10	DePERSIA, Mike	g	1-1	1-1	2-3	1	2	3	3	5	4	0	0	0	17	
12	SEAY, Azariah	g	5-8	1-4	1-2	0	3	3	3	12	0	1	0	0	25	
14	BURK, Marcus	g	3-17	1-8	2-2	0	2	2	2	9	2	2	0	3	32	
00	MINNETT, Jaylen		4-10	3-6	0-0	0	1	1	1	11	0	2	0	1	22	
04	LaSTRAP, Bakari		1-3	0-1	0-0	0	0	4	4	1	2	3	2	0	15	
05	McCLURE, Nathan		0-0	0-0	0-0	0	1	1	2	1	0	0	2	0	5	
20	STOLTZ, Sawyer		0-0	0-0	0-0	0	0	0	0	0	0	0	0	0	4	
23	GEORGIADIS, Dimitri		0-0	0-0	0-0	0	1	1	1	1	0	0	0	0	4	
24	CARRASCO, Jonah		0-0	0-0	0-0	0	0	0	0	2	0	0	0	0	7	
33	PANDEV, Dimitar		1-1	0-0	1-1	1	1	2	0	3	0	0	0	0	5	
50	SHIRLEY, Acton		1-1	0-0	0-0	1	0	1	3	2	0	1	0	0	7	
	Team					1	0	1								
	Totals		25-60	8-27	12-19	6	27	33	20	70	10	13	0	5	200	
	FG % 1st Half:	14-31	45.2%	2nd half:	11-29	37.9%	Game:	25-60	41.7%						Deadball	
3FG	% 1st Half:	4-12	33.3%	2nd half:	4-15	26.7%	Game:	8-27	29.6%						Rebounds	
	% 1st Half:	6-7	85.7%	2nd half:	6-12	50.0%	Game:	12-19	63.2%						3	